


MODULE PHIL53 51x495

- Effective cooling and homogeneous light spread
- 2 independent channels: optional color temp., Tunable White
- Easy and fast interconnection with WAGO terminal blocks (see ①)
- Easy installation with double sided thermal tape
- Optimized length - luminaires 0,5 m multiples long
- Divisibility of one module to 123.8mm, 247.5mm, 371.3mm or 495 mm
- Mounting holes for a compact LED driver
- Warranty 5 years + insurance against damage

LG Innotek


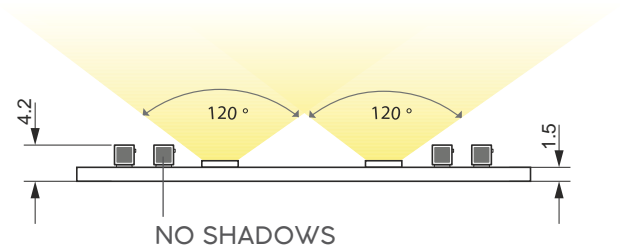
LED chips CRI 80+ (90)



TECHNICAL PARAMETERS

dimensions	51 x 495 mm
driving	24 VDC
power	19,2 W/channel
efficacy	up to 139 lm/W
max. line length	2 m (4 modules)*
number of LEDs	56 (56+56 Tunable White)
LED package	LG 3528 B105N
warranty	5 years + insurance

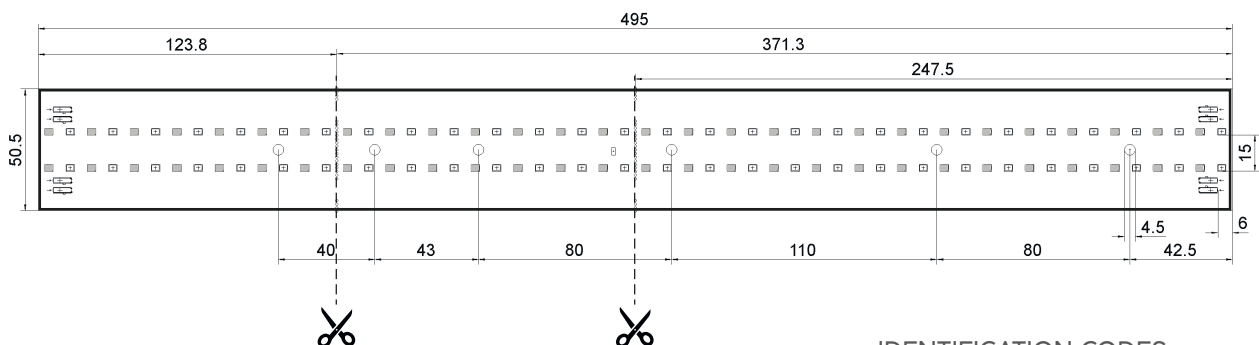
* Flux drop max. 20%



① INTERCONNECTION BY BOARD-TO-BOARD LINK


ORDER CODES

Modul PHIL 53 51x495 827 56LG 24V	2700 K	2450 lm	00216692
Modul PHIL 53 51x495 830 56LG 24V	3000 K	2550 lm	00215225
Modul PHIL 53 51x495 840 56LG 24V	4000 K	2670 lm	00216553
Modul PHIL 53 51x495 865 56LG 24V	6500 K	2680 lm	00216693
Modul PHIL 53 51x495 827-865 2x56LG 24V	Tunable	2680 lm	00213836

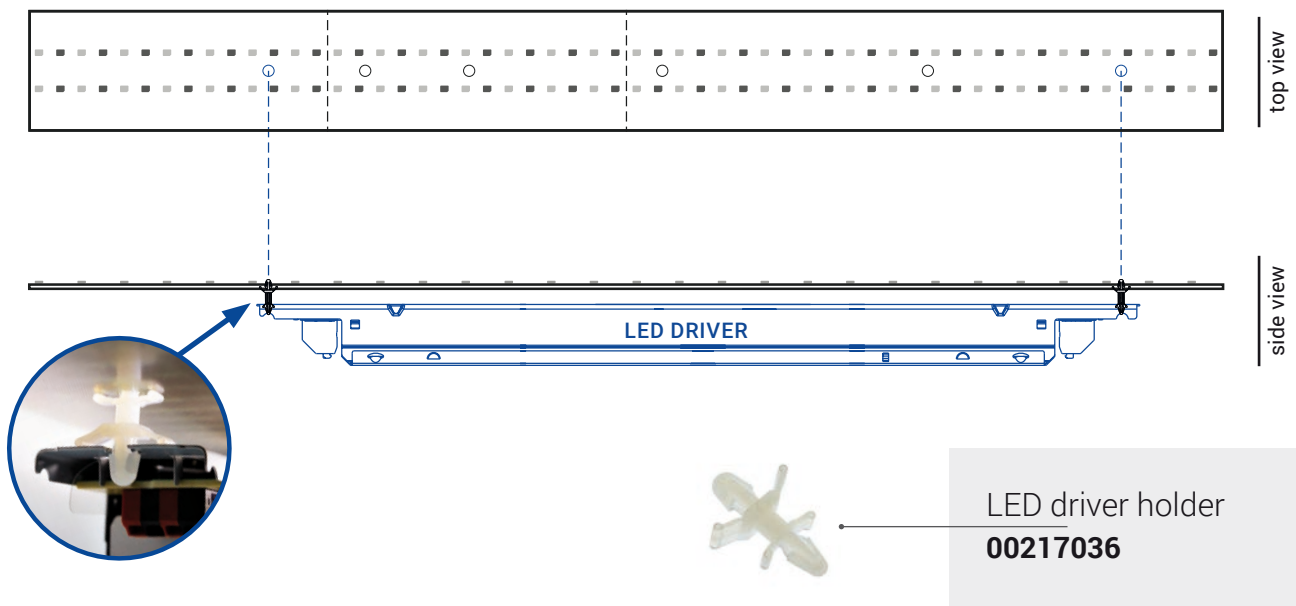


IDENTIFICATION CODES

CH1: ■ 2700K ■ 3000K ■ 4000K ■ 6500K
 CH2: ■ 2700K ■ 3000K ■ 4000K ■ 6500K
 ■ CRI80 ■ CRI90



MOUNTING HOLES for attaching LED driver


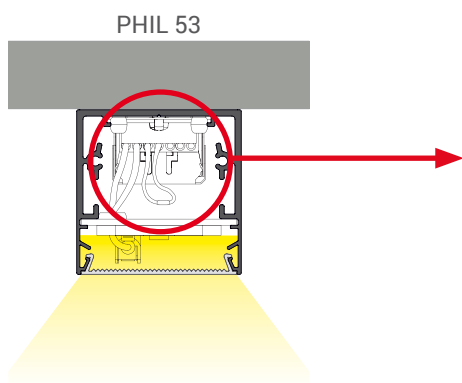


ACCESSORIES

RECOMMENDED LED PROFILES

Topmet LED profiles: **LOWI, PHIL53, PHIL recessed**
 These profiles can be combined to hide a LED driver, to side shine etc.

LED DRIVERS - can be hidden inside the luminaire



LC 100W 24V LP SNC
 360 x 30 x 21 mm
00212051

LC 60W 24V LP SNC
 280 x 30 x 21 mm
00214125

WAGO ACCESSORIES

Operating tool
 (allows to release wire from
 WAGO terminal block)
00214196



Board-to-board link
00209213