MEAN WELL

Your Reliable Power Partner

Standard LED Driver Manufacturer

Transforming 35 ANNIVERSARY
轉型・超越

2017 May

www.meanwell.com

INDEX

■Plastic Case (non PFC) 1

AP	APV-8, APV-12, APV-16, APV-25, APV-35	2
	APC-8, APC-12, APC-16, APC-25, APC-35	3
	APV-8E, APV-12E, APV-16E	4
	APC-8E, APC-12E, APC-16E	
LP	LPL-18, LPH-18, LPV-20, LPV-35	5
	LPV-60, LPV-100, LPV-150, LPVL-150	6
	LPLC-18, LPHC-18, LPC-20, LPC-35	7
	LPC-60, LPC-100, LPC-150	8
ELN	ELN-30, ELN-60 *Dimming Control for ELN*	9

■Plastic Case (with PFC) 10

IDL	IDLV-25(A), IDLV-45(A)/65(A)	11
	IDLC-25(A), IDLC-45/65(A),	12
	IDLC-45-DA, IDLC-65-DA	
ODL	ODLV-45(A), ODLV-65(A)	13
	ODLC-45(A), ODLC-65(A),	14
	ODLC-45-DA, ODLC-65-DA	
PLD	PLD-16, PLD-25, PLD-40, PLD-60	15
PCD	PCD-16, PCD-25, PCD-40, PCD-60	16
PWM	PWM-40, PWM-60, PWM-90	17
	PWM-120, PWM-120-DA	
NPF	NPF-40(D), NPF-60(D), NPF-90(D),	18
	NPF-120(D)	
LPF	LPF-16(D), LPF-25(D), LPF-40(D)	19
	LPF-60(D), LPF-90(D), LPFH-60(D)	20
LCM	LCM-25(DA), LCM-40(DA), LCM-60(DA),	21
	LCM-40EO, LCM-60EO	
	LCM-40U(DA), LCM-60U(DA)	22
	LCM-40UEO, LCM-60UEO	
PLN	PLN-20, PLN-30, PLN-45, PLN-60,	23
	PLN-100	
HLN	HLN-40H, HLN-60H, HLN-80H	24
GSC	GSC18B, GSC25B, GSC40B	25
	GSC18E, GSC25E, GSC40E	
OWA	OWA-60E, OWA-90E, OWA-120E	26
	OWA-60U, OWA-90U, OWA-120U	
PLM	PLM-12, PLM-25, PLM-40	27
	PLM-12E, PLM-25E, PLM-40E	28
PLC	PLC-30, PLC-45, PLC-60, PLC-100	29

■Metal Case (with PFC) 30

ELG	ELG-75, ELG-100, ELG-150	31
	ELG-200, ELG-240	32
	ELG-75-C, ELG-100-C, ELG-150-C	33
	ELG-200-C, ELG-240-C *ELGC-300*	34
	Globally Certificated Cable Adoption for ELG/ELG-C	35
HLG	HLG-40H, HLG-60H *Junction Box*	36
	HLG-80H, HLG-100H, HLG-120H	37
	HLG-150H, HLG-185H, HLG-240H	38
	HLG-320H, HLG-480H	39
	HLG-600H *HVGC-600*	40
	HLG-60H-C, HLG-80H-C, HLG-120H-C	41
	HLG-185H-C, HLG-240H-C	42
	HLG-320H-C, HLG-480H-C	43
	Globally Certificated Cable Adoption for HLG/HLG-C	44
HVG(C)	HVG-65, HVG-100	45
	HVG-150, HVG-240	46
	HVG-320, HVG-480	47
	HVGC-65, HVGC-100, HVGC-150	48
	HVGC-240, HVGC-320, HVGC-480	49
HBG	HBG-60, HBG-100, HBG-100(DA)	50
	HBG-160, HBG-160(DA)	
	HBG-200(DA), HBG-240, HBG-240(DA)	51
FDL	FDL-65, FDLC-70, FDLC-100 *FDLC-150*	52
CEN	CEN-60, CEN-75, CEN-100	53
CLG	CLG-60, CLG-100, CLG-150	54
LDC	LDC-35(DA), LDC-55(DA), LDC-80(DA)	55
	CP Curve	
HSG	HSG-70	56
ULP	ULP-150	

■PCB Type (with PFC) 57

HBG-P	HBG-60-P, HBG-100P, HBG-100PDA	58
	HBG-160P, HBG-160PDA	
	HBG-240P	
IDP	IDPV-25(A), IDPV-45(A), IDPV-65(A)	59
	IDPC-25(A), IDPC-45(A), IDPC-45-DA	60
	IDPC-65(A), IDPC-65-DA	
PLP	PLP-20, PLP-30, PLP-45, PLP-60	61
	Special Symbols for EN61347-2-13	
HLP	HLP-40H, HLP-60H, HLP-80H	62

: New Announced
: New Product within 2 Years
: Coming Soon
: Supplementary Information
: Premium Series
: The Best Cost-Performance Series

■DC-DC LED Driver Controller & Accessory 63

DC-DC Driver	LDH-45, LDH-45DA	64
	LDD-350~1400H-DA, LDD-350~1400H-WDA	65
	LDD-300~700L/LW/LS, LDD-1000~1500L/LW/LS	66
	LDD-300~1000H / HW / HS	67
	LDD-1200 / 1500H / HW	
	LDB-300~600L / LW	
DAP	DAP-04, DAP-04-S01	68
Smart Timer Dimming & SPD	SDP-001, SPD-20	69
Accessory	WPD-06, WPD-06SWT, PIR-045	70
	RFP, NCL, IRL	71

■Quick Selection Map 72~76
■Comparison Chart 77~80
■Certification Chart 81~83
■Waterproof Connector 84

New Products Overview

IDLC/IDLV/IDPC/IDPV-25 ODLC/ODLV-45/65

Page 11-14

25W/45W/65W PCB Type & Plastic Case with PFC

Page 59-60

- Flicker free design
- Class II (no F.G.)
- Built-in 2 in 1 dimming function
- 3 years warranty

Series	Type	AC Input Range	IP	Output Mode
IDLx	Plastic case with T.B.	90~295VAC	IP20	IDLC/IDPC/ODLC: C.C. mode
IDPx	PCB Type			IDLV/IDPV/ODLV: C.V. mode
ODLx	Plastic case with wire	180~295VAC	IP67	

HLG-480H(-C)

Page 39

Page 43

480W Metal Case with PFC

- 90~305VAC input
- C.V. + C.C. modes for HLG series
  C.C. modes for HLG-C series
- High efficiency up to 95%
- Fanless design with IP67/IP65
- Various dimming function options:
  3 in 1, smart dimming and programmable
- Environment adaptiveness function
- 7 years warranty

FDLC-70/100

Page 52

70W/100W Metal Case with PFC

- C.P. (constant power) mode output
- No load/standby power consumption <0.5W
- Global certified cable (8 countries)
- Suitable for LED flood, decorative lighting
- IP65 design
- 3 years warranty

LDC-35/55/80(DA)

Page 55

35W/55W/80W Metal Linear Type with PFC

- C.P. (constant power) mode output
- Flicker free & THD<10%
- No load/standby power consumption <0.5W
- 3 in 1 dimming function (B-Type)
- DALI & Push dimming (DA-Type)
- 5 years warranty

Plastic Case

(non PFC)

2 AP Series (8~35W)

4 AP-E Series (8~16W)

5 LP Series (18~150W)

9 ELN Series (30~60W)

AP series

8~35W Rectangular Plastic Case

Features

- Constant voltage mode
- Universal AC input / Full range
- No load power consumption <0.5W for APV-8
- Withstand 300VAC surge input for 5 seconds (APV-25/35)
- Fully isolated plastic case with IP42 level
- Isolation class II, no F.G.
- Class 2 power unit / Pass LPS (except for APV-8)
- Low cost, high reliability
- Suitable for LED lighting and moving sign applications
- Protections: Short circuit / Overload / Over voltage
- 2 years warranty



	APV-8	APV-12/16	APV-25/35
AC input voltage range	90~264VAC ; 127~370VDC		
AC inrush current (max.)	Cold start, 70A at 230VAC	APV-12: Cold start, 70A at 230VAC APV-16: Cold start, 50A at 230VAC	Cold start, 45A at 230VAC
Overload protection	>105% rated output power (110% ~160% for APV-35) hiccup mode, auto-recovery		
Over voltage protection	115%~135% rated output voltage	110%~145% rated output voltage	
Withstand voltage	I/P-O/P: 3.75kVAC		I/P-O/P: 3kVAC
Working temperature	-30~+70°C (refer to output derating curve)		
Vibration	10~500Hz, 2G 10 minutes /1 cycle, period for 60 minutes each along X, Y, Z axes		
Safety standards	UL8750, EN61347-1, EN61347-2-13 (LVD); GB19510.14, GB19510.1 approved; Design refer to EN60950-1	UL8750, ENEC EN61347-1/2-13, EN62384; GB19510.14, GB19510.1; Design refer to EN60950-1	UL8750, EN60950-1(LVD) approved
EMC standards	EN55015, EN61000-3-2 class A, EN61000-3-3, EN61000-4-2,3,4,5,6,8,11, EN61547; GB17743, GB17625.1		EN55032 class B, EN61000-3-2 class A, EN61000-3-3, EN61000-4-2,3,4,5,6,8,11
Connection — Input	UL rated, 18AWGx2C (15cm)		UL rated, 18AWGx2C (15cm)
Connection — Output	UL rated, 20AWGx2C (15cm)		UL rated, 18AWGx2C (15cm)
Dimension (LxWxH)(mm)	60x 30x 23.5	77x 40x 29	84x 57x 29.5

APV-8 Series

(optional)

Model No.	Output	Tol.	R&N	Effi.
APV-8-5	5V, 0~1.4A	±5%	250mV	74%
APV-8-12	12V, 0~0.67A	±5%	250mV	80%
APV-8-24	24V, 0~0.34A	±5%	300mV	81%

APV-12 Series

(optional)

Model No.	Output	Tol.	R&N	Effi.
APV-12-5	5V, 0~2A	±5%	100mV	76%
APV-12-12	12V, 0~1A	±5%	120mV	82%
APV-12-15	15V, 0~0.8A	±5%	120mV	82%
APV-12-24	24V, 0~0.5A	±5%	150mV	84%

APV-16 Series

(optional)

Model No.	Output	Tol.	R&N	Effi.
APV-16-5	5V, 0~2.6A	±5%	100mV	76%
APV-16-12	12V, 0~1.25A	±5%	120mV	80%
APV-16-15	15V, 0~1.00A	±5%	120mV	81%
APV-16-24	24V, 0~0.67A	±5%	150mV	83%

APV-25 Series

Model No.	Output	Tol.	R&N	Effi.
APV-25-5	5V, 0~3.5A	±5%	120mV	75.5%
APV-25-12	12V, 0~2.1A	±5%	150mV	82.0%
APV-25-15	15V, 0~1.68A	±5%	150mV	83.0%
APV-25-24	24V, 0~1.05A	±5%	150mV	83.0%
APV-25-36	36V, 0~0.7A	±5%	150mV	84.0%

APV-35 Series

Model No.	Output	Tol.	R&N	Effi.
APV-35-5	5V, 0~5A	±5%	120mV	76.5%
APV-35-12	12V, 0~3A	±5%	150mV	83.0%
APV-35-15	15V, 0~2.4A	±5%	150mV	84.0%
APV-35-24	24V, 0~1.5A	±5%	180mV	84.0%
APV-35-36	36V, 0~1.0A	±5%	180mV	85.0%

Note: The models on this page might not be suitable for lighting applications in EU countries. Please check with your local authorities for the possible use of the model of interest.

AP series

8~35W Rectangular Plastic Case

Features

- Constant current mode
- Universal AC input / Full range
- No load power consumption <0.5W for APC-8
- Withstand 300VAC surge input for 5 seconds (APC-25/35)
- Fully isolated plastic case with IP42 level
- Isolation class II, no F.G.
- Class 2 power unit / Pass LPS (except for APC-8, APC-25-350 and APC-35-350/500)
- Low cost, high reliability
- Small and compact size
- Suitable for LED lighting and moving sign applications
- Protections: Short circuit / Over voltage (except for APC-8)
- 2 years warranty

	APC-8	APC-12/16	APC-25/35
INPUT / OUTPUT			

AC input voltage range		90~264VAC ; 127~370VDC		
AC inrush current (max.)		Cold start, 70A at 230VAC	APC-12: Cold start, 70A at 230VAC APC-16: Cold start, 45A at 230VAC	Cold start, 45A at 230VAC
Over voltage protection		None	110%~145% rated output voltage	
Withstand voltage		I/P-O/P: 3.75kVAC		I/P-O/P: 3kVAC
Working temperature		-30~+70°C (refer to output derating curve)		
Vibration		10~500Hz, 2G 10 minutes /1 cycle, period for 60 minutes each along X, Y, Z axes		
Safety standards		UL8750, GB19510.14, GB19510.1 approved; Design refer to EN60950-1, EN61347-1, EN61347-2-13 (LVD)	UL8750, GB19510.14, GB19510.1 approved; Design refer to TUV EN61347-1	UL8750 (except for APC-25-350 & APC-35-350/500) approved, Design refer to EN60950-1(LVD)
EMC standards		EN55015, EN61000-3-2 class A, EN61000-3-3, EN61000-4-2,3,4,5,6,8,11, EN61547; GB17743/17625.1(optional)		EN55032 class B, EN61000-3-2 class A, EN61000-3-3, EN61000-4-2,3,4,5,6,8,11
Connection	Input	UL rated, 18AWGx2C (15cm)		UL rated, 18AWGx2C (15cm)
	Output	UL rated, 20AWGx2C (15cm)		UL rated, 18AWGx2C (15cm)
Dimension (LxWxH)(mm)		60x 30x 23.5	77x 40x 29	84x 57x 29.5

APC-8 Series

(optional)

Model No.	Output	Tol.	R&N	Effi.
APC-8-250	16~32V, 250mA	±8%	350mV	82.5%
APC-8-350	11~23V, 350mA	±8%	300mV	81.5%
APC-8-500	8~16V, 500mA	±8%	300mV	81%
APC-8-700	6~11V, 700mA	±8%	250mV	80%

APC-12 Series

(optional)

Model No.	Output	Tol.	R&N	Effi.
APC-12-350	9~36V, 350mA	±8%	300mV	82%
APC-12-700	9~18V, 700mA	±8%	250mV	80%

APC-16 Series

(optional)

Model No.	Output	Tol.	R&N	Effi.
APC-16-350	12~48V, 350mA	±8%	300mV	84%
APC-16-700	9~24V, 700mA	±8%	250mV	83%

APC-25 Series

(for 500mA) (for 700 & 1050mA)

Model No.	Output	Tol.	R&N	Effi.
APC-25-350	25~70V, 350mA	±8%	300mV	83%
APC-25-500	15~50V, 500mA	±8%	300mV	83%
APC-25-700	11~36V, 700mA	±8%	300mV	83%
APC-25-1050	9~24V, 1050mA	±8%	300mV	83%

APC-35 Series

(for 700mA) (for 1050mA)

Model No.	Output	Tol.	R&N	Effi.
APC-35-350	28~100V,350mA	±8%	350mV	84%
APC-35-500	25~70V, 500mA	±8%	350mV	84%
APC-35-700	15~50V, 700mA	±8%	350mV	84%
APC-35-1050	11~33V, 1050mA	±8%	350mV	84%

Note: The models on this page might not be suitable for lighting applications in EU countries. Please check with your local authorities for the possible use of the model of interest.

AP-E series

8~16W Rectangular Plastic Case

Features

- Constant voltage mode for APV-E series
  Constant current mode for APC-E series
- 180~264VAC input only
- No load power consumption<0.5W
- Fully isolated plastic case
- Isolation class II, no F.G.
- Low cost, high reliability
- Suitable for LED lighting and moving sign applications
- Protections:
  Short circuit / Overload (APV-E series only) / Over voltage (except for APC-8E)
- 2 years warranty



APV/APC-8E

APV/APC-12E/16E

AC input voltage range		180 ~ 264VAC ; 254 ~ 370VDC	
AC inrush current (max.)		Cold start, 70A at 230VAC (50A for APV-16E, 45A for APC-16E)	
Over voltage protection		115%~135% rated output voltage (except for APC-8E)	
Withstand voltage		I/P-O/P: 3.75kVAC	
Working temperature		-30~+70°C (refer to output derating curve)	
Vibration		10~500Hz, 2G 10 minutes /1 cycle, period for 60 minutes each along X, Y, Z axes	
Safety standards		ENEC EN61347-1,EN61347-2-13, EN62384 approved	
EMC standards		EN55015, EN61000-3-2 class A, EN61000-3-3, EN61000-4-2,3,4,5,6,8,11, EN61547	
Connection	Input	H03VVH2-F 0.75mm² x2C (15cm)	H03VVH2-F 0.75mm² x2C (15cm)
	Output	UL rated, 20AWGx2C (15cm)	UL rated, 20AWGx2C (15cm)
Dimension (LxWxH)(mm)		60x 30x 23.5	77x 40x 29

APV-8E Series

Model No.	Output	Tol.	R&N	Effi.
APV-8E-5	5V, 0~1.4A	±5%	250mV	74.0%
APV-8E-12	12V, 0~0.67A	±5%	250mV	77.5%
APV-8E-24	24V, 0~0.34A	±5%	300mV	78.5%

APV-12E Series

Model No.	Output	Tol.	R&N	Effi.
APV-12E-5	5V, 0~2A	±5%	100mV	75.0%
APV-12E-12	12V, 0~1A	±5%	120mV	81.0%
APV-12E-15	15V, 0~0.8A	±5%	120mV	81.0%
APV-12E-24	24V, 0~0.5A	±5%	150mV	83.0%

APV-16E Series

Model No.	Output	Tol.	R&N	Effi.
APV-16E-5	5V, 0~2.6A	±5%	100mV	75.0%
APV-16E-12	12V, 0~1.25A	±5%	120mV	79.0%
APV-16E-15	15V, 0~1A	±5%	120mV	80.0%
APV-16E-24	24V, 0~0.67A	±5%	150mV	82.0%

APC-8E Series

Model No.	Output	Tol.	R&N	Effi.
APC-8E-250	16~32V, 250mA	±8%	350mV	81.5%
APC-8E-350	11~23V, 350mA	±8%	300mV	80.5%
APC-8E-500	8~16V, 500mA	±8%	300mV	79.0%
APC-8E-700	6~11V, 700mA	±8%	250mV	77.5%

APC-12E Series

Model No.	Output	Tol.	R&N	Effi.
APC-12E-350	9~36V, 350mA	±8%	300mV	81.0%
APC-12E-700	9~18V, 700mA	±8%	250mV	79.0%

APC-16E Series

Model No.	Output	Tol.	R&N	Effi.
APC-16E-350	12~48V, 350mA	±8%	300mV	83.0%
APC-16E-700	9~24V, 700mA	±8%	250mV	82.0%

Features

- Constant voltage mode
- LPL-18: 90~132VAC input only
  LPH-18: 180~264VAC input only
  LPV: 90~264VAC input
- Withstand 300VAC surge input for 5 seconds (LPV-20/35)
- Fully encapsulated with IP67 level
- Isolation class II, no F.G.
- Class 2 power unit / Pass LPS
- Low cost, high reliability
- Suitable for LED-based decorative/architectural lighting, LED stage, theater lighting, and LED electronic displays
- Protections: Short circuit / Overload / Over voltage / Over temperature (LPH-18/LPL-18 only)
- 2 years warranty





		LPL-18	LPH-18	LPV-20	LPV-35
AC input voltage range		90~132VAC	180~264VAC	90~264VAC	
AC inrush current (max.)		Cold start, 40A at 115VAC	Cold start, 50A at 230VAC	Cold start, 70A at 230VAC	Cold start, 55A at 230VAC
Overload Protection	Range	>105%		110%~150%	
	Type	Hiccup mode, auto-recovery			
Over voltage protection		115%~135% rated output voltage			
Withstand voltage		I/P-O/P: 3kVAC			
Working temperature		-30~+70°C			-30~+65°C
Vibration		10~500Hz, 2G 10 minutes /1 cycle, period for 60 minutes each along X, Y, Z axes			
Safety standards		TUV EN60950-1 approved for LPH-18		LPV-20: TUV EN60950-1, UL879, UL1310 approved LPV-35: UL1310, IEC60950-1 approved	
EMC standards		EN55032 class B, EN61000-3-2 class A, EN61000-3-3, EN61000-4-2,3,4,5,6,8,11, FCC part 15 class B (LPL-18)			
Connection	Input	UL rated,18AWGx2C (30cm)		UL rated, 18AWGx2C (60cm)	UL rated, 18AWGx2C (60cm)
	Output				UL rated, 16AWGx2C (60cm)
Dimension (LxWxH)(mm)		140x 30x 22		118x 35x 26	148x 40x 30

LPL-18 Series

FC CE (LVD)

Model No.	Output	Tol.	R&N	Effi.
LPL-18-12	12V, 0~1.5A	±3%	120mV	80%
LPL-18-24	24V, 0~0.75A	±3%	150mV	83%
LPL-18-36	36V, 0~0.5A	±3%	200mV	84%

LPV-20 Series

c UL us CE

Model No.	Output	Tol.	R&N	Effi.
LPV-20-5	5V, 0~3A	±5%	80mV	77%
LPV-20-12	12V, 0~1.67A	±5%	120mV	81%
LPV-20-15	15V, 0~1.33A	±5%	120mV	83%
LPV-20-24	24V, 0~0.84A	±5%	150mV	83%

LPH-18 Series

CB CE

Model No.	Output	Tol.	R&N	Effi.
LPH-18-12	12V, 0~1.5A	±3%	120mV	77%
LPH-18-24	24V, 0~0.75A	±3%	150mV	82%
LPH-18-36	36V, 0~0.5A	±3%	200mV	83%

LPV-35 Series

c UL us CB CE

Model No.	Output	Tol.	R&N	Effi.
LPV-35-5	5V, 0~5A (peak 6A)	±6%	80mV	77%
LPV-35-12	12V, 0~3A	±5%	120mV	84%
LPV-35-15	15V, 0~2.4A	±5%	120mV	84%
LPV-35-24	24V, 0~1.5A	±5%	150mV	85%
LPV-35-36	36V, 0~1A	±5%	150mV	85%

Note: The models on this page might not be suitable for lighting applications in EU countries. Please check with your local authorities for the possible use of the model of interest.

LP series

60~150W Slim Type Plastic Case

Features

- Constant voltage mode
- LPV-60/100: 90~264VAC input
  LPV-150: 180~305VAC input only
  LPVL-150: 90~132VAC input only
- Withstand 300VAC surge input for 5 seconds (LPV-60/100)
- Fully encapsulated with IP67 level
- Isolation class II, no F.G.
- Class 2 power unit / Pass LPS (LPV-60-12/15/24/36/48 only)
- Type HL LED Driver for use in Class I, Division 2 hazardous location luminaires (LPVL-150 only)
- Low cost, high reliability
- Suitable for LED-based decorative/architectural lighting, LED stage, theater lighting, and LED electronic displays
- Protections: Short circuit / Overload / Over voltage / Over temperature (LPV-150, LPVL-150 only)
- 2 years warranty



		LPV-60	LPV-100	LPV-150 NEW LPVL-150
AC input voltage range		90~264VAC; 127~370VDC		LPV-150: 180~305VAC; 254~431VDC LPVL-150: 90~132VAC; 127~370VDC
AC inrush current (max.)		Cold start, 60A at 230VAC	Cold start, 75A at 230VAC	LPV-150: Cold start, 60A at 230VAC LPVL-150: Cold start, 75A at 115VAC
Overload protection		110%~150% hiccup mode, auto-recovery		
Over voltage protection		115%~135% rated output voltage		
Withstand voltage		I/P-O/P: 3kVAC		
Working temperature		-30~+70°C	-25~+70°C	-25~+65°C
Vibration		10~500Hz, 2G 10 minutes /1 cycle, period for 60 minutes each along X, Y, Z axes		
Safety standards		UL879 (except for LPV-60-5), UL1310 (except for LPV-60-5) approved	UL8750, UL879 approved; Design refer to EN60950-1	
EMC standards		EN55032 class B, EN61000-3-2 class A, EN61000-3-3, EN61000-4-2,3,4,5,6,8,11; FCC part 15 for LPVL-150 only		
Connection	Input	UL rated, 18AWGx2C (60cm)	UL rated, 18AWGx2C (30cm)	UL rated, SJTW 18AWGx2C (30cm)
	Output	UL rated, 16AWGx2C (60cm)	UL rated, 14AWGx2C (30cm)	UL rated, SJTW 14AWGx2C (30cm)
Dimension (LxWxH)(mm)		162.5x 42.5x 32	190x 52x 37	191x 63x 37.5

LPV-60 Series

(for 48V only) (for 12~36V)

Model No.	Output	Tol.	R&N	Effi.
LPV-60-5	5V, 0~8A	±8%	80mV	76%
LPV-60-12	12V, 0~5A	±5%	120mV	83%
LPV-60-15	15V, 0~4A	±5%	120mV	83%
LPV-60-24	24V, 0~2.5A	±5%	150mV	86%
LPV-60-36	36V, 0~1.67A	±5%	150mV	86%
LPV-60-48	48V, 0~1.25A	±5%	150mV	86%

LPV-100 Series

Model No.	Output	Tol.	R&N	Effi.
LPV-100-5	5V, 0~12A	±8%	80mV	80%
LPV-100-12	12V, 0~8.5A	±5%	120mV	85%
LPV-100-15	15V, 0~6.7A	±5%	120mV	87%
LPV-100-24	24V, 0~4.2A	±5%	150mV	88%
LPV-100-36	36V, 0~2.8A	±5%	150mV	88%
LPV-100-48	48V, 0~2.1A	±5%	150mV	89%

LPV/LPVL-150 Series

Type HL (LPVL-150 only) (LPV-150) (LPVL-150)

Model No.	Output	Tol.	R&N	Effi.
LPV□-150-12	12V, 0~10A	±5%	200mV	87%
LPV-150-15	15V, 0~8A	±5%	200mV	88%
LPV□-150-24	24V, 0~6.3A	±5%	200mV	89%
LPV-150-36	36V, 0~4.2A	±5%	200mV	89%
LPV-150-48	48V, 0~3.2A	±5%	200mV	90%

□ =Blank, L ;
Blank: AC input range 180~305VAC, L: AC input range 90~132VAC

Note: The models on this page might not be suitable for lighting applications in EU countries. Please check with your local authorities for the possible use of the model of interest.

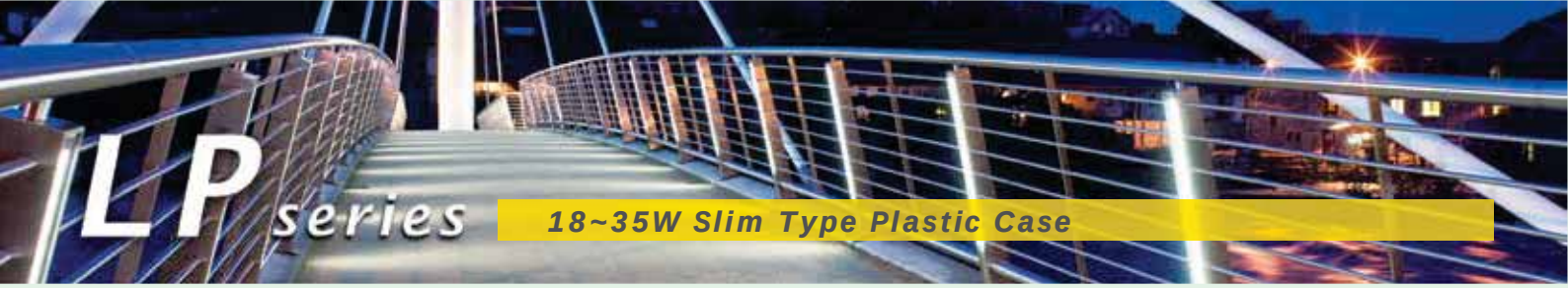

Features

- Constant current mode
- LPLC-18: 90~132VAC input only
  LPHC-18: 180~264VAC input only
  LPC-20/35: 90~264VAC input
- Withstand 300VAC surge input for 5 seconds (only for LPC-20/35)
- Fully encapsulated with IP67 level
- Isolation class II, no F.G.
- Class 2 power unit / Pass LPS
- Low cost, high reliability
- Suitable for LED-based decorative / architectural lighting, LED stage, theater lighting, and LED electronic displays
- Protections: Short circuit / Over voltage / Over temperature (except for LPC-20/35)
- 2 years warranty



	LPLC-18	LPHC-18	LPC-20	LPC-35
AC input voltage range	90~132VAC	180~264VAC	90~264VAC	
AC inrush current (max.)	Cold start, 40A at 115VAC	Cold start, 50A at 230VAC	Cold start, 70A at 230VAC	Cold start, 55A at 230VAC
Over voltage protection	105%~135% rated output voltage			
Withstand voltage	I/P-O/P: 3kVAC			
Working temperature	-30~+70°C			
Vibration	10~500Hz, 2G 10 minutes /1 cycle, period for 60 minutes each along X, Y, Z axes			
Safety standards	Design refer to UL1310, TUV EN60950-1		LPC-20: UL1310, UL879, TUV EN60950-1 approved LPC-35: UL1310 approved	
EMC standards	FCC part 15 class A (LPLC-18), EN55032 class A, EN61000-3-2 class A, EN61000-3-3, EN61000-4-2,3,4,5,6,8,11		EN55032 class B, EN61000-3-2 class A, EN61000-3-3, EN61000-4-2,3,4,5,6,8,11	
Connection — Input	UL rated, 18AWGx2C (30cm)		UL rated, 18AWGx2C (60cm)	UL rated, 18AWGx2C (60cm)
Connection — Output				UL rated, 16AWGx2C (60cm)
Dimension (LxWxH)(mm)	140x 30x 22		118x 35x 26	148x 40x 30

LPLC-18 Series

FC CE (LVD)

Model No.	Output	Io Tol.	R&N	Effi.
LPLC-18-350	6~48V, 350mA	±8%	300mV	82%
LPLC-18-700	6~25V, 700mA	±8%	250mV	80%

LPHC-18 Series

CE

Model No.	Output	Io Tol.	R&N	Effi.
LPHC-18-350	6~48V, 350mA	±8%	300mV	80%
LPHC-18-700	6~25V, 700mA	±8%	250mV	80%

LPC-20 Series

(for 350mA) c US (for 700mA) CE

Model No.	Output	Io Tol.	R&N	Effi.
LPC-20-350	9~48V, 350mA	±5%	200mV	83%
LPC-20-700	9~30V, 700mA	±5%	200mV	83%

LPC-35 Series

(for 700mA) c US (for 1050mA & 1400mA) CE

Model No.	Output	Io Tol.	R&N	Effi.
LPC-35-700	9~48V, 700mA	±5%	200mV	85%
LPC-35-1050	9~30V, 1050mA	±5%	200mV	85%
LPC-35-1400	9~24V, 1400mA	±5%	200mV	85%

Note: The models on this page might not be suitable for lighting applications in EU countries. Please check with your local authorities for the possible use of the model of interest.

LP Series

60~150W Slim Type Plastic Case

Features

- Constant current mode
- LPC-60/100: 90~264VAC input
  LPC-150: 180~305VAC input only
- High efficiency up to 90%
- Fully encapsulated with IP67 level
- Isolation class II, no F.G.
- Class 2 power unit / Pass LPS (LPC-60)
- Low cost, high reliability
- Suitable for LED-based decorative / architectural lighting, LED stage, theater lighting, and LED electronic displays
- Protections: Short circuit / Over voltage / Over temperature (LPC-150 only)
- 2 years warranty



	LPC-60	LPC-100	LPC-150
AC input voltage range	90~264VAC; 127~370VDC		180~305VAC; 254~431VDC
AC inrush current (max.)	Cold start, 60A at 230VAC	Cold start, 75A at 230VAC	Cold start, 40A at 230VAC
Over voltage protection	105%~135%	110%~135%	
Withstand voltage	I/P-O/P: 3kVAC		
Working temperature	-30~+70°C	-25~+50°C	-25~+50°C
Vibration	10 ~ 500Hz, 2G 10min./1cycle, period for 60min. each along X, Y, Z axes		
Safety standards	UL1310 approved	EN60950-1(LVD) approved	
EMC standards	EN55032 class B, EN61000-3-2 class A, EN61000-3-3, EN61000-4-2,3,4,5,6,8,11		
Connection – Input	UL rated, 18AWG x2C (60cm)	UL rated, 18AWG x2C (30cm)	UL rated, SJTW 18AWG x2C (30cm)
Connection – Output	UL rated, 16AWG x2C (60cm)	UL rated, 18AWG x2C (30cm)	UL rated, SJTW 18AWG x2C (30cm)
Dimension (LxWxH)(mm)	162.5x 42.5x 32	190x 52x 37	191x 63x 37.5

LPC-60 Series

(for 1050mA & 1400mA) (for 1750mA)

Model No.	Output	Io Tol.	R&N	Effi.
LPC-60-1050	9~48V, 1050mA	±5%	200mV	87%
LPC-60-1400	9~42V, 1400mA	±5%	200mV	85%
LPC-60-1750	9~34V, 1750mA	±5%	200mV	87%

LPC-100 Series

Model No.	Output	Io Tol.	R&N	Effi.
LPC-100-350	143~286V, 350mA	±5%	1.5V	90%
LPC-100-500	100~200V, 500mA	±5%	1.5V	90%
LPC-100-700	72~143V, 700mA	±5%	1.0V	90%
LPC-100-1050	48~96V, 1050mA	±5%	1.0V	90%
LPC-100-1400	36~72V, 1400mA	±5%	1.0V	89.5%
LPC-100-1750	29~58V, 1750mA	±5%	1.0V	89.5%
LPC-100-2100	24~48V, 2100mA	±5%	1.0V	89%

LPC-150 Series

Model No.	Output	Io Tol.	R&N	Effi.
LPC-150-350	215~430V, 350mA	±5%	2.0V	90%
LPC-150-500	150~300V, 500mA	±5%	1.5V	90%
LPC-150-700	107~215V, 700mA	±5%	1.0V	90%
LPC-150-1050	74~148V, 1050mA	±5%	1.0V	90%
LPC-150-1400	54~108V, 1400mA	±5%	1.0V	90%
LPC-150-1750	43~86V, 1750mA	±5%	1.0V	90%
LPC-150-2100	36~72V, 2100mA	±5%	1.0V	90%
LPC-150-2450	31~62V, 2450mA	±5%	1.0V	90%
LPC-150-2800	27~54V, 2800mA	±5%	1.0V	90%
LPC-150-3150	24~48V, 3150mA	±5%	1.0V	90%

Note: The models on this page might not be suitable for lighting applications in EU countries. Please check with your local authorities for the possible use of the model of interest.

ELN series

30~60W Plastic Case

Features

- Constant voltage + constant current modes
- Universal AC input / Full range
- Built-in constant current limiting circuit with adjustable OCP level
- Fully isolated plastic case with IP64 level
- Optional dimming function: 1~10VDC(D-Type) or PWM (P-Type) controlled
- Isolation class II, no F.G.
- Class 2 power unit / Pass LPS
- Suitable for economical LED indoor lighting and LED electronic displays
- Protections: Short circuit / Over current / Over voltage
- 2 years warranty



		ELN-30	ELN-60
AC input voltage range		90~264VAC ; 127~370VDC	
AC inrush current (max.)		Cold start, 55A at 230VAC	Cold start, 60A at 230VAC
DC adjustment range		±10% rated output voltage	
Current adjustment range		75%~103%	
Over current protection		95%~110% constant current limiting, auto-recovery	
Over voltage protection	Range	110%~150% rated output voltage	
	Type	Shut down o/p voltage, re-power on to recover	
Withstand voltage		I/P-O/P: 3kVAC	
Working temperature		-20~+60°C (refer to output derating curve)	
Vibration		10~500Hz, 2G 10 minutes /1 cycle, period for 60 minutes each along X, Y, Z axes	
Safety standards		UL1310 approved; Design refer to TUV EN60950-1	
EMC standards		EN55032 class B, EN61000-3-2 class A, EN61000-3-3, EN61000-4-2,3,4,5,6,8,11	
Connection	Input	UL rated, SVT 18AWGx2C (32cm)	UL rated, SVT 18AWGx2C (30cm)
	Output	Without dimming: UL rated, SVT 18AWGx2C (32cm) With dimming(optional): UL2464 18AWGx4C (32cm)	Without dimming: UL rated, SVT 18AWGx2C (30cm) With dimming(optional): UL2464 18AWGx4C (30cm)
Dimension (LxWxH)(mm)		145x 47x 30	181x 61.5x 35
Packing		0.26kg ; 60pcs / 16.6kg	0.4kg ; 24pcs / 11.0kg

ELN-30 Series

1-10VDC (D-Type) (for 48V only) (for 5~27V)

Model No.	Output	Tol.	R&N	Effi.
ELN-30-5	5V, 0~5.0A	±5%	80mV	75%
ELN-30-9	9V, 0~3.4A	±5%	100mV	80%
ELN-30-12	12V, 0~2.5A	±5%	120mV	82%
ELN-30-15	15V, 0~2.0A	±5%	120mV	82%
ELN-30-24	24V, 0~1.25A	±5%	150mV	85%
ELN-30-27	27V, 0~1.12A	±5%	150mV	85%
ELN-30-48	48V, 0~0.63A	±5%	250mV	87%

ELN-60 Series

1-10VDC (D-Type) (for 48V only) (for 9~27V)

Model No.	Output	Tol.	R&N	Effi.
ELN-60-9	9V, 0~5.0A	±5%	120mV	82%
ELN-60-12	12V, 0~5.0A	±5%	120mV	85%
ELN-60-15	15V, 0~4.0A	±5%	150mV	86%
ELN-60-24	24V, 0~2.5A	±5%	150mV	87%
ELN-60-27	27V, 0~2.3A	±5%	200mV	87%
ELN-60-48	48V, 0~1.3A	±5%	250mV	88%

Dimming Control (optional)

Through the dimming function, output current of ELN series can be adjusted to reduce the energy consumption or adjust the brightness of LEDs connecting to it. Two kinds of control signal are accepted: 1~10VDC (D-Type option) or PWM signal (P-Type option).

When there is no signal sending to the control wires (open circuit between the two control wires), the power supply will operate as 0V (D-Type) or 0% duty (P-Type) of input signal and the output current will be zero.

D Type :
1~10VDC external control signal

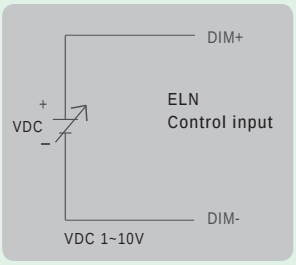

Order No.: ELN- 30 - 5 D

P Type :
PWM control signal

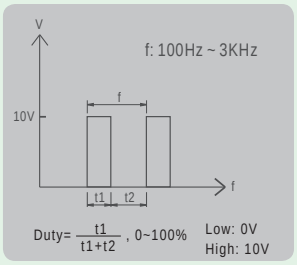

Order No.: ELN- 30 - 5 P

Plastic Case

(with PFC)

11 IDLV Series (25~65W)
12 IDLC Series (25~65W)
13 ODLV Series (45~65W)
14 ODLC Series (45~65W)
15 PLD Series (16~60W)
16 PCD Series (16~60W)
17 PWM Series (40~120W)
18 NPF Series (40~120W)
19 LPF Series (16~60W)
21 LCM Series (25~60W)
22 LCM-U Series (40~60W)
23 PLN Series (20~96W)
24 HLN Series (40~80W)
25 GSC Series (18~40W)
26 OWA Series (60~120W)
27 PLM Series (12~40W)
28 PLM-E Series (12~40W)
29 PLC Series (30~96W)

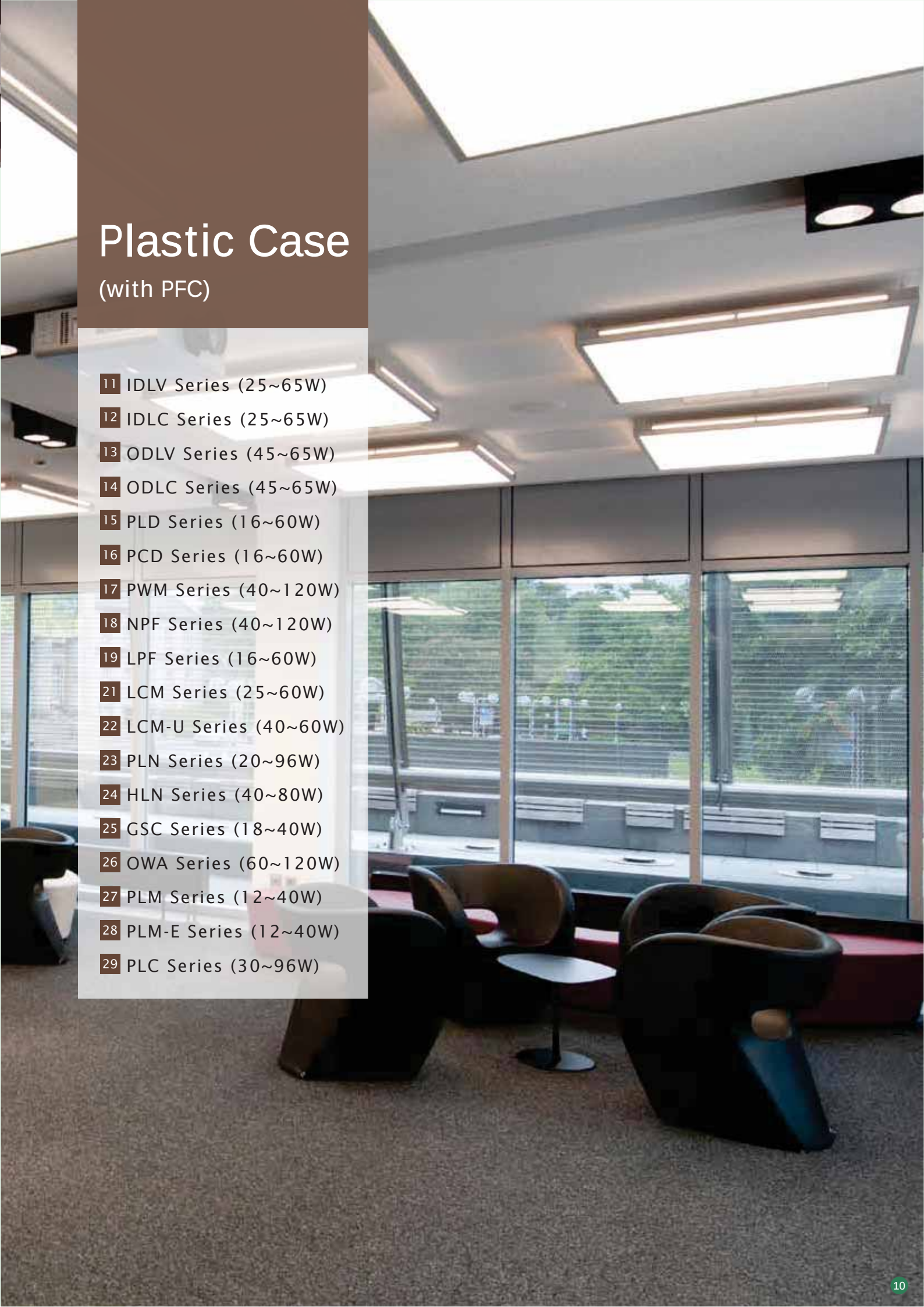

IDLV series

25~65W Plastic Case with PFC

Features

- Constant voltage PWM style output mode
- IDLV-25/45: 90~295VAC input
  IDLV-65: 180~295VAC input only
- High efficiency up to 90%
- No load power consumption <0.5W (Blank-Type)
- Fully isolated plastic case with IP20 level
- Isolation class II, no F.G.
- Built-in 2 in 1 dimming function (0~10VDC or PWM signal)
- Built-in 12V/50mA auxiliary output (A-Type)
- Suitable for indoor LED strip lighting
- Protection: Short circuit
- 3 years warranty

	IDLV-25(A)	IDLV-45(A)	IDLV-65(A)
INPUT			
OUTPUT (Blank-Type)			
OUTPUT (A-Type)			
	NEW	NEW	NEW

AC input voltage range	90 ~ 295VAC ; 127 ~ 417VDC		180 ~ 295VAC; 254~417VDC
AC inrush current (max.)	Cold start, 30A at 230VAC		
Setup time	500ms / 230AVC		
PWM dimming signal	10V PWM signal, frequency range 300Hz~3kHz		
Total harmonic distortion	THD<20%		
Short circuit protection	Shut down o/p voltage, repower on to recover		
Withstand voltage	I/P-O/P: 3.75KVAC		
Working temperature	Tcase= -20~+90°C	Tcase= -20~+85°C (refer to "OUTPUT LOAD vs TEMPERATURE")	
Safety standards	UL8750, ENEC EN61347-1, EN61347-2-13, EN62384, GB19510.14, GB19510.1 approved		
EMC standards	EN55015, EN61000-3-2 Class C, EN61000-3-3, EN61000-4-2,3,4,5,6,8,11, EN61547, GB17743, GB17625.1		
Connection (Input/Output)	4+4P push-in terminal block for Blank-Type, 4+6P for A-Type		
Dimension (LxWxH) mm	110 x 75 x 22	120 x 75 x 25	130 x 75 x 25

IDLV-25/25A Series

Model No.	Output	Tol.	Effi.
IDLV-25□-12	12V, 0~1.8A	±10%	80%
IDLV-25□-24	24V, 0~1.05A	±10%	81%
IDLV-25□-36	36V, 0~0.7A	±10%	82%
IDLV-25□-48	48V, 0~0.52A	±10%	83%
IDLV-25□-60	60V, 0~0.42A	±10%	84%

□ = Blank/A; Blank: without auxiliary output, A: with auxiliary function

IDLV-45/45A Series

Model No.	Output	Tol.	Effi.
IDLV-45□-12	12V, 0~3A	±10%	84%
IDLV-45□-24	24V, 0~1.88A	±10%	86%
IDLV-45□-36	36V, 0~1.25A	±10%	88%
IDLV-45□-48	48V, 0~0.94A	±10%	88%
IDLV-45□-60	60V, 0~0.75A	±10%	90%

□ = Blank/A; Blank: without auxiliary output, A: with auxiliary function

IDLV-65/65A Series

Model No.	Output	Tol.	Effi.
IDLV-65□-12	12V, 0~4.2A	±10%	85%
IDLV-65□-24	24V, 0~2.4A	±10%	87%
IDLV-65□-36	36V, 0~1.8A	±10%	88%
IDLV-65□-48	48V, 0~1.35A	±10%	89%
IDLV-65□-60	60V, 0~1.08A	±10%	90%

□ = Blank/A; Blank: without auxiliary output, A: with auxiliary function

IDL / IDP / ODL Series Difference

Series	Type	AC Input Range	IP	Output Mode
IDLC IDLV	Plastic case with T.B.	90~295VAC	IP20	IDLC/IDPC/ ODLC: C.C. mode
IDPC IDPV	PCB Type			IDLV/IDPV/ ODLV: C.V. mode
ODLC ODLV	Plastic case with wire	180~295VAC	IP67	

Features

- Constant current mode
- Flicker free design
- IDLC-25/45: 90~295VAC input
  IDLC-65: 180~295VAC input only
- No load power consumption <0.5W (Blank/DA-Type)
- Fully isolated plastic case with IP20 level
- Isolation class II, no F.G.
- Built-in DALI interface (IDLC-45/65-DA)
- Built-in 2 in 1 dimming function (0~10VDC or PWM signal)
- Built-in 12V/50mA auxiliary output (A-Type)
- Suitable for indoor LED lighting applications
- Protection: Short circuit
- 3 years warranty

	IDLC-25(A)	NEW IDLC-45(A) NEW IDLC-45-DA	NEW IDLC-65(A) NEW IDLC-65-DA
INPUT			
OUTPUT (Blank-Type) (DA-Type)			
OUTPUT (A-Type)			

AC input voltage range	90 ~ 295VAC ; 127 ~ 417VDC		180 ~ 295VAC ; 254~417VDC
AC inrush current (max.)	Cold start, 30A at 230VAC		
Setup time	500ms / 230VAC		
PWM dimming signal	10V PWM signal, frequency range 300Hz~3kHz		
Total harmonic distortion	THD<20%		
Short circuit protection	Hiccup mode, auto-recovery		
Withstand voltage	I/P-O/P: 3.75KVAC		
Working temperature	Tcase= -20~+90°C	Tcase= -20~+85°C (refer to "OUTPUT LOAD vs TEMPERATURE")	
Safety standards	UL8750, ENEC EN61347-1, EN61347-2-13, EN62384, GB19510.14, GB19510.1 approved		
DALI standards	IEC 62386-101, 102, 207 (DA-Type only)		
EMC standards	EN55015, EN61000-3-2 Class C, EN61000-3-3, EN61000-4-2,3,4,5,6,8,11, EN61547, GB17743, GB17625.1		
Connection (Input/Output)	4+4P push-in terminal block for Blank/DA-Type, 4+6P for A-Type		
Dimension (LxWxH) mm	110 x 75 x 22	120 x 75 x 25	130 x 75 x 25

IDLC-25(A) Series

Model No.	Output	Tol.	Effi.
IDLC-25□-350	49 ~ 70V, 350mA	±7%	82%
IDLC-25□-500	35 ~ 50V, 500mA	±7%	81.5%

□ = Blank/A; Blank: without auxiliary output, A: with auxiliary function

IDLC-25(A) Series

Model No.	Output	Tol.	Effi.
IDLC-25□-700	25 ~ 36V, 700mA	±7%	82%
IDLC-25□-1050	17 ~ 24V, 1050mA	±7%	81.5%

□ = Blank/A; Blank: without auxiliary output, A: with auxiliary function

IDLC-45(A) Series

Model No.	Output	Tol.	Effi.
IDLC-45□-350	57 ~ 95V, 350mA	±5%	86%
IDLC-45□-500	54 ~ 90V, 500mA	±5%	85%
IDLC-45□-700	38 ~ 64V, 700mA	±5%	85%
IDLC-45□-1050	26 ~ 43V, 1050mA	±5%	84%
IDLC-45□-1400	19 ~ 32V, 1400mA	±5%	83%

□ = Blank/A; Blank: without auxiliary output, A: with auxiliary function

IDLC-45-DA Series

Model No.	Output	Tol.	Effi.
IDLC-45-350DA	57 ~ 95V, 350mA	±5%	86%
IDLC-45-500DA	54 ~ 90V, 500mA	±5%	85%
IDLC-45-700DA	38 ~ 64V, 700mA	±5%	85%
IDLC-45-1050DA	26 ~ 43V, 1050mA	±5%	84%
IDLC-45-1400DA	19 ~ 32V, 1400mA	±5%	83%

IDLC-65(A) Series

Model No.	Output	Tol.	Effi.
IDLC-65□-700	69 ~ 93V, 700mA	±5%	89%
IDLC-65□-1050	46 ~ 62V, 1050mA	±5%	87%
IDLC-65□-1400	34 ~ 46V, 1400mA	±5%	86%
IDLC-65□-1750	27 ~ 36V, 1750mA	±5%	86%

□ = Blank/A; Blank: without auxiliary output, A: with auxiliary function

IDLC-65-DA Series

Model No.	Output	Tol.	Effi.
IDLC-65-700DA	69 ~ 93V, 700mA	±5%	89%
IDLC-65-1050DA	46 ~ 62V, 1050mA	±5%	87%
IDLC-65-1400DA	34 ~ 46V, 1400mA	±5%	86%
IDLC-65-1750DA	27 ~ 36V, 1750mA	±5%	86%

Features

- Constant voltage PWM style output mode
- ODLV-45: 90~295VAC input
  ODLV-65: 180~295VAC input only
- No load power consumption<0.5W (Blank-Type)
- High efficiency up to 90%
- Fully encapsulated with IP67 level
- Isolation class II, no FG
- Built-in 2 in 1 dimming (0~10VDC or PWM signal)
- Built-in 12V/50mA auxiliary output (A-Type)
- Suitable for LED strip lighting
- Protection: Short circuit
- 3 years warranty

INPUT

OUTPUT (Blank-Type)	OUTPUT (A-Type)
Vo-	AUX-
Vo+	AUX+
DIM-	Vo-
DIM+	Vo+
	DIM-
	DIM+

ODLV-45(A)

ODLV-65(A)

AC input voltage range		90 ~ 295VAC ; 127 ~ 417VDC	180 ~ 295VAC; 254~417VDC
AC inrush current (max.)		Cold start, 30A at 230VAC	
Setup time		500ms / 230VAC	
Short circuit protection		Shut down O/P voltage, re-power on to recovery	
PWM dimming signal		10V PWM signal, frequency range 300Hz~3kHz	
Total harmonic distortion		THD<20%	
Withstand voltage		I/P-O/P: 3.75KVAC	
Working temperature		Tcase= -20~+85°C (refer to "OUTPUT LOAD vs TEMPERATURE")	
Safety standards		UL8750, ENEC EN61347-1, EN61347-2-13, EN62384, GB19510.14, GB19510.1 approved	
EMC standards		EN55015, EN61000-3-2 Class C, EN61000-3-3, EN61000-4-2,3,4,5,6,8,11, EN61547, GB17743, GB17625.1	
Connection	Input	SVT 18AWGx2C (20cm)	
	Output	Blank-Type: UL1007 18AWGx2C(20cm) + UL1007 22AWGx2C(15cm) A-Type: UL1007 18AWGx2C(20cm) + UL1007 22AWGx2C(15cm) + UL1007 22AWGx2C(15cm)	
Dimension (LxWxH) mm		111 x 77 x 28.5	121 x 77 x 28.5

ODLV-45/45A Series

Model No.	Output	Tol.	Effi.
ODLV-45□-12	12V, 0~3A	±10%	84
ODLV-45□-24	24V, 0~1.88A	±10%	86
ODLV-45□-36	36V, 0~1.25A	±10%	88
ODLV-45□-48	48V, 0~0.94A	±10%	88
ODLV-45□-60	60V, 0~0.75A	±10%	90

□ = Blank/A; Blank: without auxiliary output, A: with auxiliary function

ODLV-65/65A Series

Model No.	Output	Tol.	Effi.
ODLV-65□-12	12V, 0~4.2A	±10%	85
ODLV-65□-24	24V, 0~2.4A	±10%	87
ODLV-65□-36	36V, 0~1.8A	±10%	88
ODLV-65□-48	48V, 0~1.35A	±10%	89
ODLV-65□-60	60V, 0~1.08A	±10%	90

□ = Blank/A; Blank: without auxiliary output, A: with auxiliary function

Features

- Constant Current mode
- Flicker free design
- ODLC-45: 90~295VAC input,
  ODLC-65: 180~295VAC input
- No load power consumption <0.5W (Blank/DA-Type)
- Fully encapsulated with IP67 level
- Isolation class II, no FG
- Built-in DALI interface (ODLC-45/65-DA)
- Built-in 2 in 1 dimming (0~10VDC or PWM signal)
- Built-in 12V/50mA auxiliary output (A-Type)
- Suitable for LED lighting applications
- Protection: Short circuit
- 3 years warranty

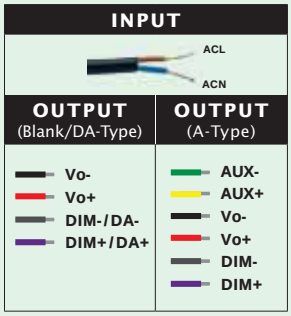

ODLC-45(A)&ODLC-45DA

ODLC-65(A)&ODLC-65DA

AC input voltage range		90 ~ 295VAC ; 127 ~ 417VDC	180 ~ 295VAC ; 254~417VDC
AC inrush current (max.)		Cold start, 30A at 230VAC	
Setup time		500ms / 230VAC	
PWM dimming signal		10V PWM signal, frequency range 300Hz~3kHz	
Total harmonic distortion		THD<20%	
Short circuit protection		Hiccup mode, auto-recovery	
Withstand voltage		I/P-O/P: 3.75KVAC	
Working temperature		Tcase= -20~+85°C	
Safety standards		UL8750, ENEC EN61347-1, EN61347-2-13, EN62384, GB19510.14, GB19510.1 approved	
DALI standards		IEC 62386-101, 102, 207 (DA-Type only)	
EMC standards		EN55015, EN61000-3-2 Class C, EN61000-3-3, EN61000-4-2,3,4,5,6,8,11, EN61547, GB17743, GB17625.1	
Connection	Input	SVT 18AWGx2C (20cm)	
	Output	Blank/DA-Type: UL1007 18AWGx2C(20cm) + UL1007 22AWGx2C(15cm) A-Type: UL1007 18AWGx2C(20cm) + UL1007 22AWGx2C(15cm) + UL1007 22AWGx2C(15cm)	
Dimension (LxWxH) mm		111x 77x 28.5	121 x 77 x 28.5

ODLC-45(A) Series

Model No.	Output	Tol.	Effi.
ODLC-45□-350	57 ~ 95V, 350mA	±7%	86%
ODLC-45□-500	54 ~ 90V, 500mA	±7%	85%
ODLC-45□-700	38 ~ 64V, 700mA	±7%	85%
ODLC-45□-1050	26 ~ 43V, 1050mA	±7%	84%
ODLC-45□-1400	19 ~ 32V, 1400mA	±7%	83%

□ = Blank/A; Blank: without auxiliary output, A: with auxiliary function

ODLC-65(A) Series

Model No.	Output	Tol.	Effi.
ODLC-65□-700	69 ~ 93V, 700mA	±7%	88%
ODLC-65□-1050	46 ~ 62V, 1050mA	±7%	86%
ODLC-65□-1400	34 ~ 46V, 1400mA	±7%	85%
ODLC-65□-1750	27 ~ 36V, 1750mA	±7%	85%

□ = Blank/A; Blank: without auxiliary output, A: with auxiliary function

ODLC-45-DA Series

Model No.	Output	Tol.	Effi.
ODLC-45-350DA	57 ~ 95V, 350mA	±7%	86%
ODLC-45-500DA	54 ~ 90V, 500mA	±7%	85%
ODLC-45-700DA	38 ~ 64V, 700mA	±7%	85%
ODLC-45-1050DA	26 ~ 43V, 1050mA	±7%	84%
ODLC-45-1400DA	19 ~ 32V, 1400mA	±7%	83%

ODLC-65-DA Series

Model No.	Output	Tol.	Effi.
ODLC-65-700DA	69 ~ 93V, 700mA	±7%	88%
ODLC-65-1050DA	46 ~ 62V, 1050mA	±7%	86%
ODLC-65-1400DA	34 ~ 46V, 1400mA	±7%	85%
ODLC-65-1750DA	27 ~ 36V, 1750mA	±7%	85%

PLD series

16~60W Plastic Case with PFC

Features

- Constant current mode
- PLD-16: 115VAC or 230VAC input
  PLD-25: 90~295VAC input
  PLD-40/60: 230VAC input only
- Fully isolated plastic case with IP42 level
- Isolation class II, no F.G.
- Class 2 power unit / Pass LPS (PLD-16/25)
- Suitable for indoor LED lighting applications
- Protections: Short circuit / Over temperature
- 3 years warranty

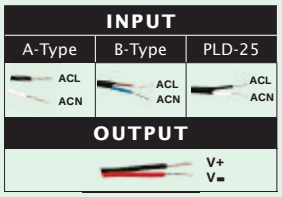

	PLD-16	PLD-25	PLD-40	PLD-60
AC input voltage range	115VAC (90~135VAC) or 230VAC (180~295VAC)	90~295VAC	230VAC (180~295VAC)	
AC inrush current (max.)	Cold start, 20A at 230VAC	Cold start, 25A at 230VAC		
Setup time	500ms at full load and 230VAC			
Total harmonic distortion	THD<20%			
Withstand voltage	I/P - O/P: 3.75kVAC			
Short circuit protection	Hiccup mode, auto-recovery			
Over temp. protection	Shut down o/p voltage, re-power on to recover		Shut down o/p voltage, auto-recovery	
Working temperature	-30~+50ºC	-30~+60ºC	-30~+50ºC	-30~+45ºC
Safety standards	UL8750 (PLD-16/25 only), ENEC EN61347-1, EN61347-2-13, EN62384 (except for PLD-16 A-Type) GB19510.14, GB19510.1 (except for PLD-60)			
EMC standards	EN55015 (except for PLD-16 A-Type), EN61000-3-2 Class C, EN61000-3-3, EN61000-4,2,3,4,5,6,8,11, EN61547, FCC part 18 non-consumer equipment (PLD-16 A-Type, PLD-25), GB17743, GB17625.1(except for PLD-60)			
Connection – Input	PLD-16 A-Type: UL1430 18AWGx2C (7.5cm) PLD-16 B-Type & PLD-25: NISPT-1 18AWGx2C (7.5cm) PLD-40/60: H03VVH2-F 0.75mm² x2C (7.5cm)			
Connection – Output	UL1430 18AWGx2C (15cm)			
Dimension (LxWxH)(mm)	84x 57x 29.5		128x 60x 31.5	

PLD-16 Series

(for 350mA) (for 700~1400mA) (B-Type) (A-Type) (Optional) (B-Type)

Model No.	Output	Io Tol.	R&N	Effi.
PLD-16-350 □	24~48V, 350mA	±5%	4.6V	84.5%
PLD-16-700 □	16~24V, 700mA	±5%	2.7V	84.5%
PLD-16-1050 □	12~16V, 1050mA	±5%	2.2V	84.0%
PLD-16-1400 □	8~12V, 1400mA	±5%	2.0V	82.5%

□ =A or B-Type ; A-Type: 90~135VAC, B-Type: 180~295VAC

PLD-25 Series

(for 350/700mA) (for 1050/1400mA) (Optional)

Model No.	Output	Io Tol.	R&N	Effi.
PLD-25-350	36~58V, 350mA	±5%	4.6V	85%
PLD-25-700	24~36V, 700mA	±5%	2.7V	86%
PLD-25-1050	16~24V, 1050mA	±5%	2.2V	85%
PLD-25-1400	12~18V, 1400mA	±5%	2.0V	84%

PLD-40 Series

(Optional)

Model No.	Output	Io Tol.	R&N	Effi.
PLD-40-350B	70~108V, 350mA	±5%	9.5V	88%
PLD-40-500B	45~80V, 500mA	±5%	5.0V	88%
PLD-40-700B	34~57V, 700mA	±5%	3.1V	87%
PLD-40-1050B	22~38V, 1050mA	±5%	2.6V	87%
PLD-40-1400B	17~29V, 1400mA	±5%	2.5V	86%
PLD-40-1750B	13~23V, 1750mA	±5%	2.4V	86%

PLD-60 Series

Model No.	Output	Io Tol.	R&N	Effi.
PLD-60-500B	70~108V, 500mA	±5%	10.2V	88%
PLD-60-700B	50~86V, 700mA	±5%	5.6V	87%
PLD-60-1050B	34~57V, 1050mA	±5%	3.8V	87%
PLD-60-1400B	25~43V, 1400mA	±5%	3.4V	86%
PLD-60-1750B	20~34V, 1750mA	±5%	3.3V	86%
PLD-60-2000B	18~30V, 2000mA	±5%	2.4V	86%
PLD-60-2400B	15~25V, 2400mA	±5%	2.4V	85%

PCD series

16~60W Plastic Case with PFC

Features

- Constant current mode
- PCD-16/25: 115VAC or 230VAC input
  PCD-40/60: 230VAC input only
- AC phase-cut dimming, work with leading edge and trailing edge TRIAC dimmers
- Fully isolated plastic case with IP42 level
- Isolation class II, no F.G.
- Class 2 power unit / Pass LPS (PCD-16/25)
- Protections: Short circuit / Over temperature
- 3 years warranty

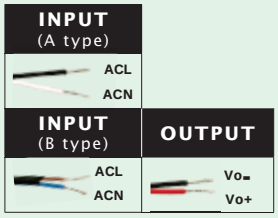

	PCD-16/25	PCD-40/60
AC input voltage range	115VAC (90~135VAC) or 230VAC (180~295VAC)	230VAC (180~295VAC)
AC inrush current (max.)	Cold start, 10A at 230VAC	PCD-40: Cold start, 11A at 230VAC PCD-60: Cold start, 13A at 230VAC
Setup time	500ms at full load and 230VAC	
Total harmonic distortion	THD<20%	
Withstand voltage	I/P - O/P: 3.75kVAC	
Working temperature	-30~+60ºC (refer to output derating curve)	PCD-40: -30~+50ºC ; PCD-60: -30~+45ºC
Safety standards	UL8750 (PCD-16/25 only), ENEC EN61347-1, EN61347-2-13, EN62384 (except for PCD-16/25 A-Type), GB19510.14, GB19510-1 (except for PCD-60)	
EMC standards	EN55015(except for PCD-16/25 A-Type), EN61000-3-2 class C, EN61000-3-3, EN61000-4-2,3,4,5,6,8, 11, EN61547; FCC part 18 non-consumer equipment (for PCD-16/25 A-Type), GB17743, GB17625.1 (except for PCD-60)	
Connection — Input	PCD-16/25 A-Type: UL1430 18AWGx2C (7.5cm); PCD-16/25 B-Type: NISPT-1 18AWGx2C (7.5cm); PCD-40/60: H03VVH2-F 0.75mm^2 x2C (7.5cm)	
Connection — Output	UL1430 18AWGx2C (15cm)	
Dimension (LxWxH)(mm)	84x 57x 29.5	128x 60x 31.5

PCD-16 Series

(for 350mA) (for 700~1400mA) (B-Type) (A-Type)(Optional) (B-Type)

Model No.	Output	Io Tol.	R&N	Effi.
PCD-16-350 ☐	24~48V, 350mA	±5%	4.6V	82.0%
PCD-16-700 ☐	16~24V, 700mA	±5%	2.7V	81.0%
PCD-16-1050 ☐	12~16V, 1050mA	±5%	2.2V	80.5%
PCD-16-1400 ☐	8~12V, 1400mA	±5%	2.0V	80.0%

☐ =A or B-Type ; A-Type: 90~135VAC, B-Type: 180~295VAC

PCD-25 Series

(for 350/700mA) (for 1050/1400mA) (B-Type) (A-Type) (Optional) (B-Type)

Model No.	Output	Io Tol.	R&N	Effi.
PCD-25-350 ☐	40~58V, 350mA	±5%	4.6V	82.0%
PCD-25-700 ☐	24~36V, 700mA	±5%	2.7V	81.0%
PCD-25-1050 ☐	16~24V, 1050mA	±5%	2.2V	80.5%
PCD-25-1400 ☐	12~18V, 1400mA	±5%	2.0V	80.0%

☐ =A or B-Type ; A-Type: 90~135VAC, B-Type: 180~295VAC

PCD-40 Series

(Optional)

Model No.	Output	Io Tol.	R&N	Effi.
PCD-40-350B	70~108V, 350mA	±5%	9.5V	87%
PCD-40-500B	45~80V, 500mA	±5%	5.0V	87%
PCD-40-700B	34~57V, 700mA	±5%	3.1V	86%
PCD-40-1050B	22~38V, 1050mA	±5%	2.6V	86%
PCD-40-1400B	17~29V, 1400mA	±5%	2.5V	85%
PCD-40-1750B	13~23V, 1750mA	±5%	2.4V	85%

PCD-60 Series

Model No.	Output	Io Tol.	R&N	Effi.
PCD-60-500B	70~108V, 500mA	±5%	10.2V	87%
PCD-60-700B	50~86V, 700mA	±5%	5.6V	86%
PCD-60-1050B	34~57V, 1050mA	±5%	3.8V	86%
PCD-60-1400B	25~43V, 1400mA	±5%	3.4V	85%
PCD-60-1750B	20~34V, 1750mA	±5%	3.3V	85%
PCD-60-2000B	18~30V, 2000mA	±5%	2.4V	85%
PCD-60-2400B	15~25V, 2400mA	±5%	2.4V	84%

Dimmer Compatibility Chart

Manufacturer	Dimmer Model	
LUTRON	SKYLARK SF-12P-277	(277VAC / 60Hz)
LUTRON	DVF-103P-277	(277VAC / 60Hz)
LUTRON	SKYLARK SF-10P	(120VAC / 60Hz)
LUTRON	SKYLARK S-600P	(120VAC / 60Hz)
LUTRON	SKYLARK DVF-103P	(120VAC / 60Hz)
LEVITON	ILLUMATECH TM Cat.No.IP106	(120VAC / 60Hz)
LEVITON	SURESLIDE TM Cat.No.6633-P	(120VAC / 60Hz)
LEVITON	SURESLIDE TM Cat. NO.6615-P	(120VAC / 60Hz)
JUNG	Licht-Management 225 T DE	(230VAC / 50Hz)
JUNG	Licht-Management 225 NV DE	(230VAC / 50Hz)
BERKER	Tronic-Drehdimmer 286710	(230-240VAC / 50Hz)
BE LICHTREGLER	T39.01	(230VAC / 50Hz)
BE LICHTREGLER	T46	(230VAC / 50Hz)
CLIPSAL	32E450UDM	(220-240VAC / 50Hz)
CLIPSAL	NO 32E450TM	(220-240VAC / 50Hz)

► Conduction angle: 30 degrees (min.) / 180 degrees (max.)
► For PCD-16/25/40/60 only

Features

- Constant voltage PWM style output mode
- Universal AC input (up to 305VAC) / Full range
- High efficiency up to 90.5%
- No load power consumption <0.5W
- Fully isolated plastic case with IP67 level
- Isolation class II, no F.G.
- Class 2 power unit (except for PWM-90-12 & PWM-120)
- Type HL LED Driver for use in Class I, Division 2 hazardous location luminaires (except for PWM-90)
- Built-in 3 in 1 dimming function (0~10VDC, PWM signal or resistance)
- Built-in DALI interface (PWM-120-12/24DA only)
- Suitable for dry, damp, and wet location
- Suitable for LED strip lighting
- Protections: Short circuit / Overload / Over voltage / Over temp.
- 5 years warranty



	PWM-40/60	PWM-90	PWM-120 / NEW PWM-120-DA

AC input voltage range		90~305VAC; 127~431VDC		
AC inrush current (max.)		Cold start, 50A at 230VAC	Cold start, 60A at 230VAC	
Overload protection		108%~120% hiccup mode, auto-recovery		
Over voltage protection		113%~142% rated output voltage		
Over temp. protection		Shut down o/p voltage, re-power on to recover		
Setup, rise, hold up time		500ms, 80ms, 16ms at full load and 230VAC		
Total harmonic distortion		THD<20%		
PWM output frequency		1.47kHz		
Withstand voltage		I/P-O/P: 3.75kVAC		
Working temperature		Tcase= -40~+85°C (refer to "OUTPUT LOAD vs TEMPERATURE")		Tcase= -40~+90°C
Safety standards		UL8750, ENEC EN61347-1, EN61347-2-13, EN62384 approved, GB19510.14, GB19510.1; Design refer to EN60335-1		
EMC standards		EN55015, EN61000-3-2 class C, EN61000-3-3, EN61000-4-2,3,4,5,6,8,11, EN61547, GB17743, GB17625.1		
Connection	Input	UL rated, SJTW 18AWGx2C (30cm)		
	Output	UL2464 18AWG x2C (30cm)+ 22AWG x2C (30cm)	SJTW 16AWGx2C (30cm)+ UL2464 18AWGx2C (30cm)	SJTW 14AWGx2C (30cm)+ UL2464 18AWGx2C (30cm)
Dimension (LxWxH) (mm)		150x 53x 35	171x 63x 37.5	191x 63x 37.5

PWM-40 Series

Type HL, 0-10VDC, PFC, c UL us, 17, S&E (Optional), CB CE

Model No.	Output	Tol.	Effi.
PWM-40-12	12V, 0~3.34A	±4%	86.0%
PWM-40-24	24V, 0~1.67A	±3%	89.0%
PWM-40-36	36V, 0~1.12A	±2%	90.0%
PWM-40-48	48V, 0~0.84A	±1%	90.0%

PWM-90 Series

0-10VDC, PFC, c UL us, 17, S&E (Optional), CB CE

Model No.	Output	Tol.	Effi.
PWM-90-12	12V, 0~7.5A	±4%	88.0%
PWM-90-24	24V, 0~3.75A	±3%	90.5%
PWM-90-36	36V, 0~2.5A	±2%	90.5%
PWM-90-48	48V, 0~1.88A	±1%	90.5%

PWM-60 Series

Type HL, 0-10VDC, PFC, c UL us, 17, S&E (Optional), CB CE

Model No.	Output	Tol.	Effi.
PWM-60-12	12V, 0~5A	±4%	86.0%
PWM-60-24	24V, 0~2.5A	±3%	89.0%
PWM-60-36	36V, 0~1.67A	±2%	90.0%
PWM-60-48	48V, 0~1.25A	±1%	90.0%

PWM-120 Series

DALI (DA-Type), Type HL, 0-10VDC, PFC, c UL us, 05, S&E (Optional), CB CE

Model No.	Output	Tol.	Effi.
PWM-120-12◯	12V, 0~10A	±4%	88.0%
PWM-120-24◯	24V, 0~5A	±4%	90.0%
PWM-120-36	36V, 0~3.4A	±2%	90.0%
PWM-120-48	48V, 0~2.5A	±1%	90.5%

◯ = Blank, DA ;
Blank: with 3 in 1 dimming function , DA: with DALI function (12V/24V only)

Features

- Constant voltage+constant current modes (D-Type: Constant current mode only)
- Universal AC input (up to 305VAC) / Full range
- High efficiency up to 90%
- No load power consumption <0.15W (<0.5W for D-Type)
- Fully isolated plastic case with IP67 level
- Isolation class II, no F.G.
- Class 2 power unit [except for NPF-90(D)-12/15 & NPF-120(D)]
- Type HL LED Driver for use in Class I, Division 2 hazardous location luminaires [except for NPF-90(D)]
- D-Type: Built-in 3 in 1 dimming function (0~10VDC, PWM signal or resistance)
- BE-Type: Built-in 3 in 1 dimming function (0~10VDC, PWM signal or resistance) and 12V/200mA auxiliary output for 120W only
- Suitable for dry, damp, and wet location
- Protections: Short circuit / Over current / Over voltage / Over temperature
- 5 years warranty

INPUT	OUTPUT (NPF-40D/60D)
ACL, ACN	DIM+, DIM-, Vo+, Vo-
OUTPUT (NPF-40/60/90/120)	**OUTPUT (NPF-90D/120D)**
Vo-, Vo+	DIM+, DIM-, Vo-, Vo+

		NPF-40(D)/60(D)	NPF-90(D)	NPF-120(D)
AC input voltage range		90~305VAC; 127~431VDC		
AC inrush current (max.)		Cold start, 50A at 230VAC	Cold start, 60A at 230VAC	
Over current protection		95%~108% constant current limiting, auto-recovery		
Over voltage protection		110%~140% rated output voltage		
Over temp. protection		Shut down o/p voltage, re-power on to recover		
Setup, rise, hold up time		500ms, 80ms, 16ms at full load and 230VAC		
Total harmonic distortion		THD<20%		
Withstand voltage		I/P-O/P: 3.75kVAC		
Working temperature		Tcase= -40~+85°C (refer to "OUTPUT LOAD vs TEMPERATURE")		Tcase= -40~+90°C
Safety standards		UL8750, ENEC EN61347-1, EN61347-2-13, EN62384 approved, GB19510.14, GB19510.1; Design refer to EN60335-1		
EMC standards		EN55015, EN61000-3-2 class C, EN61000-3-3, EN61000-4-2,3,4,5,6,8,11, EN61547, GB17743, GB17625.1; EN55032 class B [NPF-90(D) only]		
Connection	Input	UL rated, SJTW 18AWGx2C (30cm)		
	Output	NPF-40/60: SVT 18AWGx 2C (30cm) NPF-40D/60D: UL2464 18AWG x2C (30cm)+ 22AWG x2C (30cm)	NPF-90: SJTW 16AWGx2C (30cm) NPF-90D: SJTW 16AWGx2C (30cm)+ UL2464 18AWGx2C (30cm)	NPF-120: SJTW 14AWGx2C (30cm) NPF-120D: SJTW 14AWGx2C (30cm)+ UL2464 18AWGx2C (30cm) [UL2464 22AWGx3C(30cm) for BE-Type]
Dimension (LxWxH) (mm)		150x 53x 35	171x 63x 37.5	191x 63x 37.5

NPF-40 Series

Type HL, 0-10VDC (D-Type), PFC, UL, 17, CCC (Optional), CB, CE

Model No.	Output	Tol.	R&N	Io Ripple (D-Type)	Effi.
NPF-40□-12○	12V, 0~3.34A	±4%	150mV	5%	86%
NPF-40□-15○	15V, 0~2.67A	±4%	150mV	5%	87%
NPF-40□-20○	20V, 0~2A	±4%	150mV	5%	88%
NPF-40□-24○	24V, 0~1.67A	±3%	150mV	5%	89%
NPF-40□-30○	30V, 0~1.34A	±3%	200mV	5%	89%
NPF-40□-36○	36V, 0~1.12A	±2%	200mV	5%	90%
NPF-40□-42○	42V, 0~0.96A	±1%	200mV	5%	90%
NPF-40□-48○	48V, 0~0.84A	±1%	200mV	5%	90%
NPF-40□-54○	54V, 0~0.76A	±1%	350mV	5%	90%

NPF-90 Series

0-10VDC (D-Type), PFC, UL, 17, CCC (Optional), CB, CE

Model No.	Output	Tol.	R&N	Io Ripple (D-Type)	Effi.
NPF-90□-12○	12V, 0~7.5A	±4%	150mV	5%	88%
NPF-90□-15○	15V, 0~6A	±4%	150mV	5%	89%
NPF-90□-20○	20V, 0~4.5A	±4%	150mV	5%	90%
NPF-90□-24○	24V, 0~3.75A	±3%	150mV	5%	90%
NPF-90□-30○	30V, 0~3A	±3%	200mV	5%	89%
NPF-90□-36○	36V, 0~2.5A	±2%	200mV	5%	90%
NPF-90□-42○	42V, 0~2.15A	±1%	250mV	5%	90%
NPF-90□-48○	48V, 0~1.88A	±1%	250mV	5%	90%
NPF-90□-54○	54V, 0~1.67A	±1%	350mV	5%	90%

NPF-60 Series

Type HL, 0-10VDC (D-Type), PFC, UL, 17, CCC (Optional), CB, CE

Model No.	Output	Tol.	R&N	Io Ripple (D-Type)	Effi.
NPF-60□-12○	12V, 0~5A	±4%	150mV	5%	86%
NPF-60□-15○	15V, 0~4A	±4%	150mV	5%	87%
NPF-60□-20○	20V, 0~3A	±4%	150mV	5%	88%
NPF-60□-24○	24V, 0~2.5A	±3%	150mV	5%	89%
NPF-60□-30○	30V, 0~2A	±3%	200mV	5%	90%
NPF-60□-36○	36V, 0~1.67A	±2%	200mV	5%	90%
NPF-60□-42○	42V, 0~1.43A	±1%	200mV	5%	90%
NPF-60□-48○	48V, 0~1.25A	±1%	200mV	5%	90%
NPF-60□-54○	54V, 0~1.12A	±1%	350mV	5%	90%

NPF-120 Series

Type HL, 0-10VDC (D-Type), PFC, UL, 05, CCC (Optional), CB, CE

Model No.	Output	Tol.	R&N	Io Ripple (D-Type)	Effi.
NPF-120□-12△	12V, 0~10A	±4%	150mV	5%	87.5%
NPF-120□-15△	15V, 0~8A	±4%	150mV	5%	88%
NPF-120□-20△	20V, 0~6A	±4%	150mV	5%	89%
NPF-120□-24△	24V, 0~5A	±4%	150mV	5%	89.5%
NPF-120□-30△	30V, 0~4A	±3%	200mV	5%	89%
NPF-120□-36△	36V, 0~3.4A	±2%	200mV	5%	89.5%
NPF-120□-42△	42V, 0~2.9A	±1%	250mV	5%	89.5%
NPF-120□-48△	48V, 0~2.5A	±1%	250mV	5%	90%
NPF-120□-54△	54V, 0~2.3A	±1%	350mV	5%	90%

□ = Blank, D ; Blank: without dimming function , D: with dimming function △ = Blank, BE ; Blank: without auxiliary output , BE: D-Type with auxiliary function

LPF series

16~40W Plastic Case with PFC

Features

- Constant voltage+constant current modes (D-Type: Constant current mode only)
- Universal AC input (up to 305VAC) / Full range
- Isolation class II, no F.G.
- Class 2 power unit
- Fully encapsulated with IP67 level [optional for LPF-16(D)]
- Built-in 3 in 1 dimming function (1~10VDC, PWM signal or resistance) for D type
- Suitable for LED lighting and moving sign applications
- Suitable for dry, damp, and wet location
- Protections: Short circuit / Over current / Over voltage / Over temperature
- 5 years warranty



		LPF-16(D)/25(D)	LPF-40(D)
AC input voltage range		90~305VAC ; 127~431VDC	
AC inrush current (max.)		LPF-16(D): Cold start, 45A at 230VAC LPF-25(D): Cold start, 50A at 230VAC	Cold start, 50A
Over current protection		95% ~108% constant current, auto-recovery	
Over voltage protection		110%~150% rated output voltage	
Setup, rise, hold up time		500ms, 80ms, 16ms at full load and 230VAC	
Withstand voltage		I/P - O/P: 3.75kVAC	
Working temperature		Tcase= -35~+70°C (refer to "OUTPUT LOAD vs TEMPERATURE")	Tcase= -40~+80°C (refer to "OUTPUT LOAD vs TEMPERATURE")
Safety standards		UL8750, ENEC EN61347-1, EN61347-2-13, EN62384, PSE J61347-1, J61347-2-13, GB19510.14, GB19510.1 approved; TUV EN61347-1, EN61347-2-13 approved for LPF-40(D)	
EMC standards		EN55015, EN61547, EN61000-3-2 class C, EN61000-3-3, EN61000-4-2,3,4,5,6,8,11, GB17743, GB17625.1	
Connection	Input	UL rated, SJTW 18AWGx2C (30cm)	
	Output	LPF-16/25: UL rated, SVT 18AWGx2C (30cm) LPF-16D/25D: UL rated, SJTW 18AWGx4C (30cm)	LPF-40: UL rated, SVT 18AWGx2C (30cm) LPF-40D: UL2464,18AWGx2C(30cm)+22AWGx2C (30cm)
Dimension (LxWxH)(mm)		148x 40x 32	162.5x 43x 32

LPF-16□ Series

1-10VDC (D-Type) (optional)

Model No.	Output	Tol.	R&N	Effi.
LPF-16□-12	12V, 0~1.34A	±5%	150mV	83.0%
LPF-16□-15	15V, 0~1.07A	±5%	150mV	83.0%
LPF-16□-20	20V, 0~0.80A	±5%	150mV	84.5%
LPF-16□-24	24V, 0~0.67A	±5%	150mV	84.5%
LPF-16□-30	30V, 0~0.54A	±5%	200mV	84.5%
LPF-16□-36	36V, 0~0.45A	±5%	250mV	85.0%
LPF-16□-42	42V, 0~0.39A	±5%	250mV	85.0%
LPF-16□-48	48V, 0~0.34A	±5%	250mV	85.0%
LPF-16□-54	54V, 0~0.30A	±5%	350mV	84.5%

□ = Blank, D ; Blank: without dimming function , D: with dimming function

LPF-25□ Series

1-10VDC (D-Type) (optional)

Model No.	Output	Tol.	R&N	Effi.
LPF-25□-12	12V, 0~2.10A	±4%	150mV	84.0%
LPF-25□-15	15V, 0~1.67A	±4%	150mV	84.0%
LPF-25□-20	20V, 0~1.25A	±4%	150mV	85.0%
LPF-25□-24	24V, 0~1.05A	±4%	150mV	85.5%
LPF-25□-30	30V, 0~0.84A	±4%	200mV	85.5%
LPF-25□-36	36V, 0~0.70A	±4%	250mV	85.5%
LPF-25□-42	42V, 0~0.60A	±4%	250mV	85.5%
LPF-25□-48	48V, 0~0.53A	±4%	250mV	86.0%
LPF-25□-54	54V, 0~0.47A	±4%	350mV	86.0%

□ = Blank, D ; Blank: without dimming function , D: with dimming function

LPF-40□ Series

1-10VDC (D-Type) (for 48~54V) (for 12~42V) (optional)

Model No.	Output	Tol.	R&N	Effi.
LPF-40□-12	12V, 0~3.34A	±4%	150mV	84.0%
LPF-40□-15	15V, 0~2.67A	±4%	150mV	85.0%
LPF-40□-20	20V, 0~2.00A	±4%	150mV	86.0%
LPF-40□-24	24V, 0~1.67A	±4%	150mV	87.0%
LPF-40□-30	30V, 0~1.34A	±4%	200mV	88.0%
LPF-40□-36	36V, 0~1.12A	±4%	250mV	88.0%
LPF-40□-42	42V, 0~0.96A	±4%	250mV	88.5%
LPF-40□-48	48V, 0~0.84A	±4%	250mV	89.0%
LPF-40□-54	54V, 0~0.76A	±4%	350mV	89.0%

□ = Blank, D ; Blank: without dimming function , D: with dimming function

LPF series

60~90W Plastic Case with PFC

Features

- Constant voltage+constant current modes (D-Type: Constant current mode only)
- LPF: 90~305VAC input
  LPFH: 200~400VAC input
- Fully isolated plastic case with IP67 level
- Isolation class II, no F.G.
- Class 2 power unit
- Type HL LED Driver for use in Class I, Division 2 hazardous location luminaires [LPFH-60(D) & LPF-90(D) only]
- Built-in 3 in 1 dimming function (1~10VDC, PWM signal or resistance) for D-Type
- Suitable for LED lighting and moving sign applications
- Suitable for dry, damp, and wet location
- Protections: Short circuit / Over current / Over voltage / Over temperature
- 5 years warranty



	LPF-60(D)	LPF-90(D)	LPFH-60(D)
AC input voltage range	90~305VAC ; 127~431VDC		200~400VAC; 282~566VDC
AC inrush current (max.)	Cold start, 55A at 230VAC	Cold start, 70A at 230VAC	Cold start, 40A at 374VAC
Over current protection	95% ~108% constant current, auto-recovery		
Over voltage protection	110%~150% rated output voltage		
Setup, rise, hold up time	500ms, 80ms, 16ms at full load and 230VAC	500ms, 200ms, 16ms at full load and 230VAC	500ms, 100ms, 10ms at full load and 347VAC
Withstand voltage	I/P - O/P: 3.75kVAC		I/P - O/P: 3kVAC
Working temperature	Tcase= -40~+80°C	Tcase= -40~+70°C	Tcase= -40~+90°C
Safety standards	UL8750, ENEC and TUV EN61347-1, EN61347-2-13, EN62384, PSE J61347-1, J61347-2-13, GB19510.14, GB19510.1		UL8750 approved
EMC standards	EN55015, EN61547, EN61000-3-2 class C, EN61000-3-3, EN61000-4-2,3,4,5,6,8,11, GB17743, GB17625.1		FCC part 15 class B
Connection – Input	UL rated, SJTW 18AWGx2C (30cm)		UL rated, UL1015 18AWGx2C (30cm)
Connection – Output	LPF-60: UL rated, SVT 18AWGx2C (30cm) LPF-60D: UL2464 18AWGx2C(30cm)+22AWGx2C (30cm)	LPF-90: UL rated, SVT 18AWGx2C (30cm) LPF-90D: UL2464 18AWGx4C (30cm)	LPFH-60: UL rated, UL1015 18AWGx2C (30cm) LPFH-60D: UL rated, UL1015 18AWGx2C (30cm) +22AWGx2C (30cm)
Dimension (LxWxH)(mm)	162.5x 43x 32	161x 61x 36	162.5x 43x 32

LPF-60□ Series

Model No.	Output	Tol.	R&N	Effi.
LPF-60□-12	12V, 0~5.00A	±4%	150mV	86%
LPF-60□-15	15V, 0~4.00A	±4%	150mV	87%
LPF-60□-20	20V, 0~3.00A	±4%	150mV	88%
LPF-60□-24	24V, 0~2.50A	±4%	150mV	89%
LPF-60□-30	30V, 0~2.00A	±4%	200mV	90%
LPF-60□-36	36V, 0~1.67A	±4%	250mV	90%
LPF-60□-42	42V, 0~1.43A	±4%	250mV	90%
LPF-60□-48	48V, 0~1.25A	±4%	250mV	90%
LPF-60□-54	54V, 0~1.12A	±4%	350mV	90%

□ = Blank, D ; Blank: without dimming function , D: with dimming function

LPF-90□ Series

Model No.	Output	Tol.	R&N	Effi.
LPF-90□-15	15V, 0~5.00A	±4%	150mV	89.0%
LPF-90□-20	20V, 0~4.50A	±4%	150mV	89.5%
LPF-90□-24	24V, 0~3.75A	±4%	150mV	90.0%
LPF-90□-30	30V, 0~3.00A	±4%	200mV	90.5%
LPF-90□-36	36V, 0~2.50A	±4%	200mV	90.5%
LPF-90□-42	42V, 0~2.15A	±4%	200mV	90.5%
LPF-90□-48	48V, 0~1.88A	±4%	200mV	90.5%
LPF-90□-54	54V, 0~1.67A	±4%	200mV	90.5%

□ = Blank, D ; Blank: without dimming function , D: with dimming function

LPFH-60□ Series

Model No.	Output	Tol.	R&N	Effi.
LPFH-60□-12	12V, 0~5.00A	±4%	150mV	86%
LPFH-60□-15	15V, 0~4.00A	±4%	150mV	87%
LPFH-60□-24	24V, 0~2.50A	±4%	150mV	89%
LPFH-60□-36	36V, 0~1.67A	±4%	250mV	90%
LPFH-60□-42	42V, 0~1.43A	±4%	250mV	90%
LPFH-60□-48	48V, 0~1.25A	±4%	250mV	90%
LPFH-60□-54	54V, 0~1.12A	±4%	350mV	90%

□ = Blank, D ; Blank: without dimming function , D: with dimming function

Features

- Constant current mode
- LCM-25(DA): 180~277VAC input only
  LCM-40(DA)/60(DA): 180~295VAC input only
- Multiple-stage output current level selectable by DIP switch
- No load power consumption <0.5W (LCM-25/25DA/40DA/60DA)
- Class II power unit, no F.G.
- Built-in 3 in 1 dimming function, 0~10VDC, PWM signal, or resistance (non DA-Type)
- Wireless driver with integrated EnOcean for LCM-40EO/60EO (by request)
- Built-in DALI interface and push dimming function (DA-Type)
- 12V/50mA auxiliary output for LCM-40/60 (LCM-40DA/60DA by request)
- Temperature compensation function by external NTC (40W/60W only)
- Power supplies synchronization function up to 10 units
- Suitable for indoor LED lighting applications
- Protections: Short circuit / Over voltage (40W/60W only) / Over temp.
- 3 years warranty

	INPUT	OUTPUT	
	25W/40W/60W	25W	40W/60W
Non-DA Type			
DA-Type			

LCM-25(DA)/40(DA)/60(DA)

LCM-40EO/60EO

AC input voltage range	180~277VAC; 254~392VDC	180~295VAC; 254~417VDC
AC inrush current (Typ.)	Cold start, 20A at 230VAC	
Short circuit protection	Constant current limiting, recovers automatically after fault condition is removed	
Over voltage protection	LCM-40/40DA: 110~130VDC, LCM-60/60DA: 105~125VDC	
Setup time	500ms / 230VAC	
Total harmonic distortion	THD<20%	
Wireless protocol	EnOcean standard 868MHz for European (EO-Type)	
Withstand voltage	I/P-O/P: 3.75kVAC	
Working temperature	Tcase= -30~+85°C	Tcase= -30~+90°C
Safety standards	UL8750, ENEC EN61347-1, EN61347-2-13, EN62384, GB19510.14, GB19510.1 approved	
DALI standards	Comply with IEC62386-101, 102, 207 (DA-Type only)	
EMC standards	EN55015, EN61000-3-2 class C, EN61000-3-3, EN61000-4-2,3,4,5,6,8,11, EN61547, GB17625.1, GB17743	
Dimension (LxWxH)(mm)	105x 68x 23	123.5x 81.5x 23

LCM-25 Series

0-10VDC (non DA-Type) DALI (DA-Type) PFC c UL us CB CE

Output	Io Tol.	Io Ripple	Effi.	DIP Switch 1	2	3	4	5	6
350mA, 6~54V	±5%	5% (max.)	86%	-----	-----	-----	-----	-----	-----
500mA, 6~50V				ON	-----	-----	-----	-----	-----
600mA, 6~42V				ON	ON	-----	-----	-----	-----
700mA, 6~36V (Factory setting)				ON	ON	ON	-----	-----	ON
900mA, 6~28V				ON	ON	ON	ON	-----	ON
1050mA, 6~24V				ON	ON	ON	ON	ON	ON

LCM-40 Series

0-10VDC (non DA-Type) DALI (DA-Type) PFC c UL us CB CE

Output	Io Tol.	Io Ripple	Effi.	DIP Switch 1	2	3	4	5	6
350mA, 2~100V	±5%	5% (max.)	91%	-----	-----	-----	-----	-----	-----
500mA, 2~80V				ON	-----	-----	-----	-----	-----
600mA, 2~67V				ON	ON	-----	-----	-----	-----
700mA, 2~57V (Factory setting)				ON	ON	ON	-----	-----	ON
900mA, 2~45V				ON	ON	ON	ON	-----	ON
1050mA, 2~40V				ON	ON	ON	ON	ON	ON

LCM-60 Series

0-10VDC (non DA-Type) DALI (DA-Type) PFC c UL us CB CE

Output	Io Tol.	Io Ripple	Effi.	DIP Switch 1	2	3	4	5	6
500mA, 2~90V	±5%	5% (max.)	92%	-----	-----	-----	-----	-----	-----
600mA, 2~90V				ON	-----	-----	-----	-----	-----
700mA, 2~86V (Factory setting)				ON	ON	-----	-----	-----	-----
900mA, 2~67V				ON	ON	ON	-----	-----	ON
1050mA, 2~57V				ON	ON	ON	ON	-----	ON
1400mA, 2~42V				ON	ON	ON	ON	ON	ON

► LCM-25/40/60 are primary models with 0~10VDC, PWM or resistance signal dimming function.

LCM-U series

40~60W Plastic Case with PFC

Features

- Constant current mode
- 90~132VAC input only
- Multiple-stage output current level selectable by DIP switch
- Class II power unit, no F.G.
- Built-in 3 in 1 dimming function, 0~10VDC, PWM signal, or resistance (non DA-Type)
- Wireless driver with integrated EnOcean for LCM-40EO/60EO (by request)
- Built-in DALI interface and push dimming function (DA-Type)
- 12V/50mA auxiliary output for LCM-40U/60U (LCM-40UDA/60UDA by request)
- Temperature compensation function by external NTC
- Power supplies synchronization function up to 10 units
- Suitable for indoor LED lighting applications
- Protections: Short circuit / Over voltage / Over temp.
- 3 years warranty

	INPUT	OUTPUT
Non-DA Type		
DA-Type		

LCM-40U(DA)/60U(DA)

LCM-40UEO/60UEO

AC input voltage range	90~132VAC ; 127~186VDC
AC inrush current (Typ.)	Cold start, 15A at 230VAC
Short circuit protection	Constant current limiting, recovers automatically after fault condition is removed
Over voltage protection	LCM-40U(DA): 110~130VDC, LCM-60U(DA): 105~125VDC
Over temperature protection	Shut down o/p voltage, auto-recovery or re-power on to recover
Setup time	1000ms / 115VAC
Total harmonic distortion	THD<20%
Wireless protocol	EnOcean standard 902MHz for USA/Canada (EO-Type)
Withstand voltage	I/P-O/P: 3.75kVAC
Working temperature	Tcase= -30~+90°C
Safety standards	UL8750 approved
DALI standards	Comply with IEC62386-101, 102, 207 (DA-Type only)
EMC standards	FCC part 15, EN61000-4-2,3,4,5,6,8,11, EN61547
Dimension (LxWxH)(mm)	123.5x 81.5x 23

LCM-40U Series

0-10VDC (non DA-Type) DALI (DA-Type)

Output	Io Tol.	Io Ripple	Effi.	DIP Switch 1	2	3	4	5	6
350mA, 2~100V	±5%	5% (max.)	87.5%	-----	-----	-----	-----	-----	-----
500mA, 2~70V				ON	-----	-----	-----	-----	-----
600mA, 2~59V				ON	ON	-----	-----	-----	-----
700mA, 2~50V (Factory setting)				ON	ON	ON	-----	-----	ON
900mA, 2~39V				ON	ON	ON	ON	-----	ON
1050mA, 2~34V				ON	ON	ON	ON	ON	ON

LCM-60U Series

0-10VDC (non DA-Type) DALI (DA-Type)

Output	Io Tol.	Io Ripple	Effi.	DIP Switch 1	2	3	4	5	6
500mA, 2~90V	±5%	5% (max.)	89%	-----	-----	-----	-----	-----	-----
600mA, 2~84V				ON	-----	-----	-----	-----	-----
700mA, 2~72V (Factory setting)				ON	ON	-----	-----	-----	-----
900mA, 2~56V				ON	ON	ON	-----	-----	ON
1050mA, 2~48V				ON	ON	ON	ON	-----	ON
1400mA, 2~36V				ON	ON	ON	ON	ON	ON

▶ LCM-40U/60U are primary models with 0~10VDC, PWM or resistance signal dimming function.

PLN series

20~96W Plastic Case with PFC

Features

- Constant current mode
- Universal AC input (up to 295VAC) / Full range
- Fully isolated plastic case with IP64 level
- Isolation class II, no F.G. for PLN-20/30
- Class 2 power unit / Pass LPS
- User adjustable output voltage (except for PLN-20) and current protection level
- Suitable for LED lighting and moving sign applications
- Protections: Short circuit / Over current / Over voltage / Over temperature
- 2 years warranty

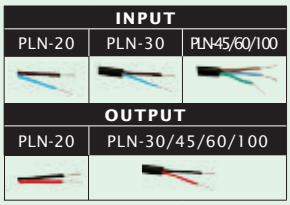

	PLN-20	PLN-30	PLN-45/60	PLN-100
AC input voltage range	90~277VAC; 127~392VDC	90~295VAC ; 127~417VDC		
AC inrush current (max.)	Cold start, 35A at 230VAC			Cold start, 40A at 230VAC
DC adjustment range	None	95%~108%		85%~100%
Current adjustment range	75%~100%	75%~103%		
Over current protection	95%~110% constant current limiting, auto-recovery	100%~110% constant current limiting, auto-recovery	95%~110% constant current limiting, auto-recovery	95%~102% constant current limiting, auto-recovery
Over voltage protection	105%~142%	110%~155%	115%~140%	107%~135%
Setup time	500ms at full load and 230VAC			
Total harmonic distortion	THD<20%			
Withstand voltage	I/P-O/P: 3.75kVAC		I/P-O/P: 3.75kVAC I/P-FG: 2kVAC O/P-FG: 1.5kVAC	
Working temperature	-30~+60°C	-30~+50°C (refer to output derating curve)		
Safety standards	TUV EN61347-1, EN61347-2-13, PSE J61347-1, J61347-2-13, GB19510.14, GB19510.1 approved for PLN series; UL8750 approved for PLN-20/45/60, UL879, UL1310 approved for PLN-30/45/60/100			
EMC standards	EN55015, EN55032 class B (PLN-60/100 only), EN61000-3-2 class C, EN61000-3-3, EN61000-4-2,3,4,5,6,8,11, EN61547, GB17743, GB17625.1			
Connection — Input	UL rated, UL1015 18AWGx2C (32cm)	UL rated, SVT 18AWGx2C (32cm)	UL rated, SVT 18AWGx3C (30cm)	UL rated, SVT 18AWGx3C (31cm)
Connection — Output			UL rated, SVT 18AWGx2C (30cm)	UL rated, SVT 18AWGx2C (31cm)
Dimension (LxWxH) (mm)	148.5x 38.5x 28	145x 47x 30	181x 61.5x 35	200x 70.5x 35

PLN-20 Series

(Optional)

Model No.	Output	Tol.	R&N	Effi.
PLN-20-12	12V, 0~1.6A	±10%	2.5V	80.0%
PLN-20-18	18V, 0~1.1A	±10%	3.0V	81.0%
PLN-20-24	24V, 0~0.8A	±10%	3.0V	82.0%
PLN-20-36	36V, 0~0.55A	±10%	3.0V	83.0%
PLN-20-48	48V, 0~0.42A	±10%	3.8V	83.5%

PLN-30 Series

(for 48V only) (for 9~36V) (Optional)

Model No.	Output	Tol.	R&N	Effi.
PLN-30-9	9V, 0~3.3A	±10%	2.6V	80.0%
PLN-30-12	12V, 0~2.5A	±10%	2.0V	82.5%
PLN-30-15	15V, 0~2.0A	±10%	2.6V	83.5%
PLN-30-20	20V, 0~1.5A	±10%	2.6V	84.0%
PLN-30-24	24V, 0~1.25A	±10%	2.6V	84.0%
PLN-30-27	27V, 0~1.12A	±10%	2.3V	84.5%
PLN-30-36	36V, 0~0.84A	±10%	4.5V	85.0%
PLN-30-48	48V, 0~0.63A	±10%	3.7V	85.5%

PLN-45 Series

(for 48V only) (for 12~36V) (Optional)

Model No.	Output	Tol.	R&N	Effi.
PLN-45-12	12V, 0~3.8A	±10%	2.0V	83.5%
PLN-45-15	15V, 0~3.0A	±10%	2.4V	85.0%
PLN-45-20	20V, 0~2.3A	±10%	1.8V	86.5%
PLN-45-24	24V, 0~1.9A	±10%	2.7V	86.5%
PLN-45-27	27V, 0~1.7A	±10%	2.7V	86.5%
PLN-45-36	36V, 0~1.25A	±10%	3.6V	87.5%
PLN-45-48	48V, 0~0.95A	±10%	4.6V	87.5%

PLN-60 Series

(for 48V only) (for 12~36V) (Optional)

Model No.	Output	Tol.	R&N	Effi.
PLN-60-12	12V, 0~5.0A	±10%	2.0V	85.0%
PLN-60-15	15V, 0~4.0A	±10%	2.4V	86.0%
PLN-60-20	20V, 0~3.0A	±10%	1.8V	87.5%
PLN-60-24	24V, 0~2.5A	±10%	2.7V	87.0%
PLN-60-27	27V, 0~2.3A	±10%	2.7V	88.0%
PLN-60-36	36V, 0~1.7A	±10%	3.6V	89.0%
PLN-60-48	48V, 0~1.3A	±10%	4.6V	89.0%

PLN-100 Series

(Optional)

Model No.	Output	Tol.	R&N	Effi.
PLN-100-12	12V, 0~5.0A	±3%	150mV	83.0%
PLN-100-15	15V, 0~5.0A	±3%	150mV	85.0%
PLN-100-20	20V, 0~4.8A	±3%	150mV	88.5%
PLN-100-24	24V, 0~4.0A	±3%	150mV	88.5%
PLN-100-27	27V, 0~3.55A	±3%	150mV	88.0%
PLN-100-36	36V, 0~2.65A	±2%	150mV	88.0%
PLN-100-48	48V, 0~2.0A	±2%	200mV	88.5%

HLN series

40~80W Plastic Case with PFC

Features

- Constant voltage + constant current modes
- Universal AC input (up to 305VAC) / Full range
- High efficiency up to 91%
- Fully isolated plastic case with IP64 level
- Class 2 power unit / Pass LPS
- Suitable for dry, damp location
- Suitable for LED lighting and moving sign applications
- Protections:
  Short circuit / Over current / Over voltage / Over temperature
- Multiple models for choice:
  A-Type: IP64 rated. Output voltage and constant current level can be adjusted through internal potentiometer
  B-Type: IP64 rated and built-in 3 in 1 dimming function (1-10VDC, PWM signal, or resistance)
- 3 years warranty



		HLN-40H	HLN-60H	HLN-80H
AC input voltage range		90~305VAC; 127~431VDC		
AC inrush current (max.)		Cold start, 50A at 230VAC	Cold start, 55A at 230VAC	Cold start, 70A at 230VAC
DC adjustment range		±10% rated output voltage (A-Type only)		
Current adjustment range		60%~100%		
Over current protection		95%~108% constant current limiting, auto-recovery		
Over voltage protection		109%~150% rated output voltage		
Setup, rise, hold up time		500ms, 80ms, 16ms at full load and 230VAC		
Total harmonic distortion		THD<20%		
Withstand voltage		I/P-O/P: 3.75kVAC, I/P-FG: 2kVAC, O/P-FG:1.5kVAC		
Working temperature		-40~+50°C (refer to output derating curve)		
Safety standards		UL8750, TUV EN61347-1, EN61347-2-13, PSE J61347-1, J61347-2-13, GB19510.14, GB19510.1 approved; Design refer to UL/EN60950-1, EN60335-1for HLN-40H/60H		
EMC standards		EN55015, EN61000-3-2 class C, EN61000-3-3, EN61000-4-2,3,4,5,6,8,11, EN61547, GB17743, GB17625.1		
Connection	Input	UL rated, SVT 18AWGx3C (30cm)		
	Output	A-Type: UL rated, SVT 18AWGx2C (30cm) ; B-Type: UL rated, SVT 18AWGx4C (30cm)		
Dimension (LxWxH) (mm)		161x 61.5x 35		181x 61.5x 35

HLN-40H Series

1-10VDC (B-Type) (for 48~54V) (for 12~42V) (Optional) CB CE

Model No.	Output	Tol.	R&N	Effi.
HLN-40H-12Ⓐ	12V, 0~3.33A	±2.5%	150mV	86.5%
HLN-40H-15Ⓐ	15V, 0~2.67A	±2.0%	150mV	86.5%
HLN-40H-20Ⓐ	20V, 0~2.00A	±1.0%	150mV	87.5%
HLN-40H-24Ⓐ	24V, 0~1.67A	±1.0%	150mV	88.0%
HLN-40H-30Ⓐ	30V, 0~1.34A	±1.0%	200mV	88.5%
HLN-40H-36Ⓐ	36V, 0~1.12A	±1.0%	200mV	88.5%
HLN-40H-42Ⓐ	42V, 0~0.96A	±1.0%	300mV	88.5%
HLN-40H-48Ⓐ	48V, 0~0.84A	±1.0%	300mV	89.0%
HLN-40H-54Ⓐ	54V, 0~0.75A	±1.0%	300mV	89.0%

◯ = A or B

HLN-60H Series

1-10VDC (B-Type) (for 48~54V) (for 15~42V) (Optional) CB CE

Model No.	Output	Tol.	R&N	Effi.
HLN-60H-15Ⓐ	15V, 0~4.0A	±2.0%	150mV	87.0%
HLN-60H-20Ⓐ	20V, 0~3.0A	±1.0%	150mV	88.5%
HLN-60H-24Ⓐ	24V, 0~2.5A	±1.0%	150mV	89.0%
HLN-60H-30Ⓐ	30V, 0~2.0A	±1.0%	200mV	89.5%
HLN-60H-36Ⓐ	36V, 0~1.70A	±1.0%	200mV	90.0%
HLN-60H-42Ⓐ	42V, 0~1.45A	±1.0%	300mV	90.0%
HLN-60H-48Ⓐ	48V, 0~1.30A	±1.0%	300mV	90.5%
HLN-60H-54Ⓐ	54V, 0~1.15A	±1.0%	300mV	90.5%

◯ = A or B

HLN-80H Series

1-10VDC (B-Type) (for 48~54V) (for 12~42V) (Optional) CB CE

Model No.	Output	Tol.	R&N	Effi.
HLN-80H-12Ⓐ	12V, 0~5.0A	±2.5%	150mV	88.0%
HLN-80H-15Ⓐ	15V, 0~5.0A	±2.0%	150mV	89.0%
HLN-80H-20Ⓐ	20V, 0~4.0A	±1.0%	150mV	90.0%
HLN-80H-24Ⓐ	24V, 0~3.4A	±1.0%	150mV	90.5%
HLN-80H-30Ⓐ	30V, 0~2.7A	±1.0%	200mV	91.0%
HLN-80H-36Ⓐ	36V, 0~2.3A	±1.0%	200mV	91.0%
HLN-80H-42Ⓐ	42V, 0~1.95A	±1.0%	200mV	91.0%
HLN-80H-48Ⓐ	48V, 0~1.7A	±1.0%	200mV	91.0%
HLN-80H-54Ⓐ	54V, 0~1.5A	±1.0%	200mV	91.0%

◯ = A or B

GSC series

18~40W External Type with PFC

Features

- Constant current mode
- No load power consumption <0.15W
- Universal AC input (up to 277VAC) / Full range
- Isolation class II, no F.G.
- Fully isolated plastic case with IP40 level
- IEC320-C8 or 2 pole EURO plug
- Low cost, high reliability
- Suitable for indoor LED lighting applications
- Protection: Short circuit
- 3 years warranty

OUTPUT

GSC18B/25B/40B	GSC18E/25E/40E

AC input voltage range			90~277VAC, 127~392VDC
AC inrush current (max.)			Cold start, 17A at 230VAC
Setup time			500ms at full load and 230VAC
Total harmonic distortion			THD<20%
Short circuit protection			Hiccup mode, auto-recovery
Withstand voltage			I/P-O/P: 3.75kVAC
Working temperature			-30~+50°C (refer to output derating curve)
Safety standards			DEKRA/ENEC EN61347-1, EN61347-2-13, EN62384, GB19510.14, GB19510.1 approved
EMC standards			EN55015, EN61000-3-2 class C, EN61000-3-3, EN61000-4-2,3,4,5,6,8,11, EN61547, GB17743, GB17625.1
Connection	Input	B-Type	IEC320-C8
		E-Type	European 2P
	Output	Plug	2.1ϕ x 5.5ϕ x11mm, C+
		Cable	UL rated, UL1185 18AWG (150cm)
Dimension (LxWxH)(mm)			79x54x33

GSC18 Series

(B-Type)

Model No.	Output	Io Tol.	R&N	Effi.
GSC18□-350	26~52V, 350mA	±8%	4.6V	89.0%
GSC18□-500	18~36V, 500mA	±8%	3.0V	88.5%
GSC18□-700	13~26V, 700mA	±8%	2.5V	88.5%
GSC18□-1050	8~17V, 1050mA	±8%	1.6V	87.0%
GSC18□-1400	6~13V, 1400mA	±8%	1.6V	85.5%

□ = B / E ; B: IEC320-C8, E: European 2P

GSC25 Series

(B-Type)

Model No.	Output	Io Tol.	R&N	Effi.
GSC25□-350	36~72V, 350mA	±8%	7.2V	89.5%
GSC25□-500	26~52V, 500mA	±8%	5.0V	89.5%
GSC25□-700	18~36V, 700mA	±8%	3.6V	88.5%
GSC25□-1050	12~24V, 1050mA	±8%	2.4V	87.5%
GSC25□-1400	9~18V, 1400mA	±8%	1.8V	86.0%

□ = B / E ; B: IEC320-C8, E: European 2P

GSC40 Series

(B-Type)

Model No.	Output	Io Tol.	R&N	Effi.
GSC40□-350	50~100V, 350mA	±8%	11.6V	89.5%
GSC40□-500	40~80V, 500mA	±8%	8.0V	89.5%
GSC40□-700	29~58V, 700mA	±8%	5.8V	88.5%
GSC40□-1050	19~38V, 1050mA	±8%	3.8V	87.5%
GSC40□-1400	14~28V, 1400mA	±8%	2.9V	87.0%

□ = B / E ; B: IEC320-C8, E: European 2P

OWA series

60~120W External Moistureproof Plastic Case

Features

- Constant voltage + constant current modes
- Universal AC input / Full range
- Built-in active PFC function (OWA-90/120)
- No load power consumption <0.15W
- Energy efficiency Level VI
- Fully encapsulated with IP67 level for power body
- Isolation class II, no F.G.
- Class 2 power unit (OWA-60 & OWA-90-20~54)
- Protections: Short circuit / Over current / Over voltage / Over temp.
- Suitable for dry and damp location
- 5 years warranty

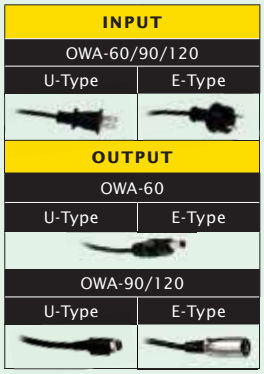

OWA-60	OWA-90	OWA-120

AC input voltage range			90~264VAC ; 127~370VDC (180~264VAC ; 254~370VDC for OWA-120E)	
AC inrush current (max.)			Cold start, 65A at 230VAC	Cold start, 60A at 230VAC
Over current protection			95%~108% constant current limiting, auto-recovery	
Over voltage protection			110%~140% rated output voltage	
Over temp. protection			Shut down output voltage, re-power on to recover	
Setup, rise, hold up time			500ms, 80ms, 16ms at full load and 230VAC	
Withstand voltage			I/P-O/P: 3.75KVAC	
Working temperature			-35~+70°C	-40~+70°C (refer to output derating curve)
Safety standards		U-Type	UL8750 Listed approved	
		E-Type	DEKRA IEC/EN60335-1(except for 48~54V), IEC/EN61558-1, EN61558-2-16 approved	TUV EN60335-1(except for 42~54V), EN61558-1, EN61558-2-16 approved / DEKRA IEC/EN60335-1(except for 48~54V), IEC/EN61558-1, EN61558-2-16 approved
EMC standards			U-Type: FCC Part 15; E-Type: EN55014, EN55032 class B, EN61000-3-2,-3	
Connection	Input	Plug	U-Type: NEMA 1-15P plug; E-Type: CEE 7/7 EU plug	
		Cable	U-Type: UL rated, SVT 18AWGx2C (150cm); E-Type: H05RN-F 1.0mm^2 x2C (150cm)	
	Output	Plug	2.1ϕ x 5.5ϕ x 11mm / C+	U-Type: Power DIN 4P (with lock) type, or 2.5ϕ x 5.5ϕ x 11mm/C+, tuning fork type (20~54V only) E-Type : XLR 4P, male type
		Cable	U-Type : UL1185 16AWG x 2C (30cm); E-Type : H05RN-F 1.0mm^2 x 2C (30cm)	U-Type: UL2464 18AWGx4C (30cm) for Power DIN 4P type; UL246416AWGx2C (30cm) for tuning fork type; E-Type : H05RN-F 1.0mm^2 x2C (30cm) / U-Type: UL2464 18AWGx4C (30cm); E-Type : H07RN-F 1.5mm^2 x2C (30cm)
Dimension (LxWxH)(mm)			130× 53× 35	171× 63× 37.5 / 191× 63× 37.5

OWA-60 Series

(U-Type, 42~54V) (U-Type, 12~36V) (E-Type) (E-Type) (U-Type) (E-Type)

Model No.	Output	Tol.	R&N	Effi.
OWA-60□-12	12V, 0~5A	±4%	150mV	88%
OWA-60□-15	15V, 0~4A	±4%	150mV	89%
OWA-60□-20	20V, 0~3A	±4%	150mV	89%
OWA-60□-24	24V, 0~2.5A	±3%	150mV	90%
OWA-60□-30	30V, 0~2A	±3%	200mV	90%
OWA-60□-36	36V, 0~1.67A	±2%	200mV	90%
OWA-60□-42	42V, 0~1.5A	±1%	250mV	90%
OWA-60□-48	48V, 0~1.25A	±1%	250mV	91%
OWA-60□-54	54V, 0~1.12A	±1%	350mV	91%

□ = U / E; U: American 2P, E: European 2P

OWA-90 Series

(U-Type, 42~54V) (U-Type, 12~36V) (E-Type) (U-Type) (E-Type)

Model No.	Output	Tol.	R&N	Effi.
OWA-90□-12	12V, 0~7.5A	±4%	150mV	89%
OWA-90□-15	15V, 0~6A	±4%	150mV	90%
OWA-90□-20-△	20V, 0~4.5A	±4%	150mV	90%
OWA-90□-24-△	24V, 0~3.75A	±3%	150mV	90%
OWA-90□-30-△	30V, 0~3A	±3%	200mV	90%
OWA-90□-36-△	36V, 0~2.5A	±2%	200mV	91%
OWA-90□-42-△	42V, 0~2.15A	±1%	250mV	91%
OWA-90□-48-△	48V, 0~1.88A	±1%	250mV	91%
OWA-90□-54-△	54V, 0~1.67A	±1%	350mV	91%

□ = U / E; U: American 2P, E: European 2P
△ = Blank/P1M; Blank: Power DIN 4P with lock type,
P1M: 2.5ϕx5.5ϕx11mm/C+, tuning fork type

OWA-120 Series

(U-Type) (E-Type) (E-Type) (U-Type) (E-Type)

Model No.	Output	Tol.	R&N	Effi.
OWA-120□-12	12V, 0~10A	±4%	150mV	87.5%
OWA-120□-15	15V, 0~8A	±4%	150mV	89%
OWA-120□-20	20V, 0~6A	±4%	150mV	90%
OWA-120□-24	24V, 0~5A	±4%	150mV	90.5%
OWA-120□-30	30V, 0~4A	±3%	200mV	90%
OWA-120□-36	36V, 0~3.4A	±2%	200mV	90%
OWA-120□-42	42V, 0~2.9A	±1%	250mV	90.5%
OWA-120□-48	48V, 0~2.5A	±1%	250mV	90.5%
OWA-120□-54	54V, 0~2.3A	±1%	350mV	90.5%

□ = U / E; U: American 2P, E: European 2P

PLM series

12~40W Slim Type Plastic Case with PFC

Features

- Constant current mode
- 110~295VAC input
- No load power consumption <0.5W
- Fully isolated plastic case with push terminal style I/O
- Three-step analog dimming function (PLM-40)
- IP30 design
- Isolation class II, no F.G.
- Class 2 power unit (except for PLM-25-350 & PLM-40)
- Low cost, high reliability
- Suitable for indoor LED lighting applications
- Protections: Short circuit / Over temperature (PLM-40)
- 2 years warranty

	PLM-12	PLM-25	PLM-40
AC input voltage range	110~295VAC; 156~417VDC		
AC inrush current (max.)	Cold start, 15A at 230VAC		
Setup time	500ms at full load and 230VAC		
Total harmonic distortion	THD<20%		
Short circuit protection	Hiccup mode, auto-recovery		
Over temp. protection	Hiccup mode, auto-recovery (PLM-40 only)		
Withstand voltage	I/P-O/P: 3.75kVAC		
Working temperature	-30~+50ºC	-30~+45ºC	-30~+40ºC
Safety standards	UL8750, ENEC EN61347-1, EN61347-2-13, EN62384, GB19510.14, GB19510.1 approved		
EMC standards	EN55015, EN61000-3-2 class C, EN61000-3-3, EN61000-4-2,3,4,5,6,8,11, EN61547, GB17743, GB17625.1		
Connection (Input / Output)	2+2P push terminal block		
Dimension (LxWxH)(mm)	145x 38x 22		175x 42x 24

PLM-12 Series

Model No.	Output	Io Tol.	R&N	Effi.
PLM-12-350	22~36V, 350mA	±5%	3.6V	85%
PLM-12-500	15~24V, 500mA	±5%	2.4V	84%
PLM-12-700	11~18V, 700mA	±5%	2.4V	83%
PLM-12-1050	7~12V, 1050mA	±5%	1.8V	81%

PLM-25 Series

Model No.	Output	Io Tol.	R&N	Effi.
PLM-25-350	42~72V, 350mA	±5%	7.2V	87%
PLM-25-500	30~50V, 500mA	±5%	5.0V	86%
PLM-25-700	21~36V, 700mA	±5%	3.6V	86%
PLM-25-1050	14~24V, 1050mA	±5%	2.4V	85%

PLM-40 Series

Model No.	Output	Io Tol.	R&N	Effi.
PLM-40-350	53~105V, 350mA	±5%	10V	88%
PLM-40-500	40~80V, 500mA	±5%	8.0V	88%
PLM-40-700	29~57V, 700mA	±5%	6.0V	87%
PLM-40-1050	19~38V, 1050mA	±5%	4.0V	87%
PLM-40-1400	15~29V, 1400mA	±5%	3.0V	86%
PLM-40-1750	12~23V, 1750mA	±5%	2.5V	86%

PLM-E series

12~40W Slim Type Plastic Case with PFC

Features

- Constant current mode
- 180~295VAC input
- No load power consumption <0.5W
- Fully isolated plastic case with push terminal style I/O
- Three-step analog dimming function (PLM-40E)
- IP30 design
- Isolation class II, no F.G.
- Low cost, high reliability
- Suitable for indoor LED lighting applications
- Protections: Short circuit / Over temperature (PLM-40E)
- 2 years warranty



	PLM-12E	PLM-25E	PLM-40E
AC input voltage range	180~295VAC; 254~417VDC		
AC inrush current (max.)	Cold start, 15A at 230VAC		
Setup time	500ms at full load and 230VAC		
Total harmonic distortion	THD<20%		
Short circuit protection	Hiccup mode, auto-recovery		
Over temp. protection	Hiccup mode, auto-recovery (PLM-40E only)		
Withstand voltage	I/P-O/P: 3.75kVAC		
Working temperature	-30~+50ºC	-30~+45ºC	-30~+40ºC (refer to output derating curve)
Safety standards	ENEC EN61347-1, EN61347-2-13, EN62384, GB19510.14, GB19510.1 approved		
EMC standards	EN55015, EN61000-3-2 class C, EN61000-3-3, EN61000-4-2,3,4,5,6,8,11, EN61547, GB17743, GB17625.1		
Connection (Input / Output)	2+2P push terminal block		
Dimension (LxWxH)(mm)	145x 38x 22		175x 42x 24

PLM-12E Series

Model No.	Output	Io Tol.	R&N	Effi.
PLM-12E-350	22~36V, 350mA	±5%	5.5V	84%
PLM-12E-500	15~24V, 500mA	±5%	3.6V	83%
PLM-12E-700	11~18V, 700mA	±5%	3.6V	82%
PLM-12E-1050	7~12V, 1050mA	±5%	2.7V	78%

PLM-25E Series

Model No.	Output	Io Tol.	R&N	Effi.
PLM-25E-350	42~72V, 350mA	±5%	9V	86%
PLM-25E-500	30~50V, 500mA	±5%	7.5V	85%
PLM-25E-700	21~36V, 700mA	±5%	5.4V	85%
PLM-25E-1050	14~24V, 1050mA	±5%	3.6V	82%

PLM-40E Series

Model No.	Output	Io Tol.	R&N	Effi.
PLM-40E-350	53~105V, 350mA	±5%	10V	88%
PLM-40E-500	40~80V, 500mA	±5%	8.0V	88%
PLM-40E-700	29~57V, 700mA	±5%	6.0V	87%
PLM-40E-1050	19~38V, 1050mA	±5%	4.0V	87%
PLM-40E-1400	15~29V, 1400mA	±5%	3.0V	86%
PLM-40E-1750	12~23V, 1750mA	±5%	2.5V	86%

PLC series

30~96W Plastic Case with PFC

Features

- Constant current mode
  (Constant voltage + constant current modes for PLC-100)
- Universal AC input / Full range
- Fully isolated plastic case with screw terminal style I/O
- Adjustable output voltage and current level
- Class 2 power unit / Pass LPS
- Isolation class II, no F.G. for PLC-30
- Suitable for LED lighting and moving sign applications
- Protections: Short circuit / Over current / Over voltage / Over temperature
- Cooling by free air convection
- 2 years warranty

	PLC-30	PLC-45/60	PLC-100
AC input voltage range	90~264VAC ; 127~370VDC		
AC inrush current (max.)	Cold start, 35A at 230VAC		Cold start, 40A at 230VAC
DC adjustment range	95%~110% rated output voltage	90%~110% rated output voltage	85%~100% rated output voltage
Current adjustment range	75%~103%		75%~100%
Over current protection	100%~110% constant current limiting, auto-recovery	95%~110% constant current limiting, auto-recovery	95%~102% constant current limiting, auto-recovery
Over voltage protection	110%~155% rated output voltage	115%~140% rated output voltage	107%~135% rated output voltage
Setup time	500ms at full load and 230VAC		
Withstand voltage	I/P-O/P: 3.75kVAC	I/P-O/P: 3.75kVAC, I/P-FG: 2kVAC, O/P-FG:1.5kVAC	
Working temperature	-30~+50°C (refer to output derating curve)		
Safety standards	UL1310, TUV EN61347-1, EN61347-2-13, PSE J61347-1, J61347-2-13, GB19510.14, GB19510.1 approved; TUV EN60950-1 approved for PLC-100 only		
EMC standards	EN55015, EN55032 class B (PLC-45/60/100), EN61000-3-2 class C, EN61000-3-3, EN61000-4-2,3,4,5,6,8,11, EN61547, GB17743, GB17625.1		
Connection (Input / Output)	2+2P screw terminal block	3+2P screw terminal block	
Dimension (LxWxH)(mm)	160x 46x 30	181.5x 62x 35	200.5x 69.5x 35
Packing	0.2kg ; 70pcs / 15kg	0.41kg ; 30pcs / 13.3kg	0.52kg ; 25pcs / 14kg

PLC-30 Series

(for 48V only) (for 9~36V)

Model No.	Output	Tol.	R&N	Effi.
PLC-30-9	9V, 0~3.3A	±10%	2.6V	80.0%
PLC-30-12	12V, 0~2.5A	±10%	2.0V	82.5%
PLC-30-15	15V, 0~2.0A	±10%	2.6V	83.5%
PLC-30-20	20V, 0~1.5A	±10%	2.6V	84.0%
PLC-30-24	24V, 0~1.25A	±10%	2.4V	84.0%
PLC-30-27	27V, 0~1.12A	±10%	2.3V	84.5%
PLC-30-36	36V, 0~0.84A	±10%	3.6V	85.0%
PLC-30-48	48V, 0~0.63A	±10%	3.7V	85.5%

PLC-60 Series

(for 48V only) (for 12~36V)

Model No.	Output	Tol.	R&N	Effi.
PLC-60-12	12V, 0~5.0A	±10%	2.0V	85.0%
PLC-60-15	15V, 0~4.0A	±10%	2.4V	86.0%
PLC-60-20	20V, 0~3.0A	±10%	1.8V	87.5%
PLC-60-24	24V, 0~2.5A	±10%	2.4V	87.0%
PLC-60-27	27V, 0~2.3A	±10%	2.7V	88.0%
PLC-60-36	36V, 0~1.7A	±10%	3.6V	89.0%
PLC-60-48	48V, 0~1.3A	±10%	4.6V	89.0%

PLC-45 Series

(for 48V only) (for 12~36V)

Model No.	Output	Tol.	R&N	Effi.
PLC-45-12	12V, 0~3.8A	±10%	2.0V	83.5%
PLC-45-15	15V, 0~3.0A	±10%	2.4V	85.0%
PLC-45-20	20V, 0~2.3A	±10%	1.8V	86.5%
PLC-45-24	24V, 0~1.9A	±10%	2.7V	86.5%
PLC-45-27	27V, 0~1.7A	±10%	2.7V	86.5%
PLC-45-36	36V, 0~1.25A	±10%	3.6V	87.5%
PLC-45-48	48V, 0~0.95A	±10%	4.6V	87.5%

PLC-100 Series

(for 48V only) (for 12~36V)

Model No.	Output	Tol.	R&N	Effi.
PLC-100-12	12V, 0~5.0A	±3%	150mV	83.0%
PLC-100-15	15V, 0~5.0A	±3%	150mV	85.0%
PLC-100-20	20V, 0~4.8A	±3%	150mV	88.5%
PLC-100-24	24V, 0~4.0A	±3%	150mV	88.5%
PLC-100-27	27V, 0~3.55A	±3%	150mV	88.0%
PLC-100-36	36V, 0~2.65A	±2%	150mV	88.0%
PLC-100-48	48V, 0~2.0A	±2%	200mV	88.5%

Metal Case

(With PFC)

31 ELG Series (75~300W)
33 ELG-C Series (75~300W)
36 HLG Series (40~600W)
41 HLG-C Series (70~600W)
45 HVG Series (65~600W)
48 HVGC Series (65~600W)
50 HBG Series (60~300W)
52 FDL Series (65~100W)
53 CEN Series (60~96W)
54 CLG Series (60~150W)
55 LDC Series (35~80W)
56 HSG Series (70W)
56 ULP Series (150W)

ELG series

75~150W Metal Case with PFC

Features

- Constant voltage+constant current modes
- Universal AC input (up to 305VAC) / Full range
- High efficiency up to 91%
- No load / Standby power consumption <0.5W
- Meet 6KV surge immunity level (IEC61000-4-5)
- Class 2 power unit (ELG-75/100 only)
- Type HL LED Driver for use in Class I, Division 2 hazardous location luminaires
- Suitable for dry / damp / wet locations
- Suitable for LED lighting and street lighting applications
- Protections:
  Short circuit / Over current / Over voltage / Over temp.
- Multiple models for choice:
  A-Type: IP65 rated. Output voltage and constant current level can be adjusted through internal potentiometer
  B-Type: IP67 rated. Constant current level adjustable through output cable with built-in 3 in 1 dimming function (0~10VDC, PWM signal, or resistance)
  Blank-Type: IP67 rated. Cable for I/O connection
  D2-Type: IP67 rated. Smart timer dimming function*, contact MEAN WELL for details
  DA-Type: IP67 rated. DALI control technology
  BE-Type: IP67 rated. 3 in 1 dimming function and 15V/400mA auxiliary output (ELG-150 only)
- 5 years warranty

	NEW ELG-75	ELG-100	ELG-150

INPUT	ACN, ACL
INPUT (3Y Models)	ACL, ACN, FG
OUTPUT (Non-Dimming Models)	Vo-, Vo+
OUTPUT (Dimming Models)	DIM-, DIM+, Vo+, Vo-

AC input voltage range	100~305VAC ; 142~431VDC		
AC inrush current (max.)	Cold start, 50A at 230VAC	Cold start, 60A at 230VAC	Cold start, 65A at 230VAC
DC adjustment range	±10% rated output voltage (A-Type only)		
Current adjustment range	50%~100% via potentiometer (A-Type only)		
Over current protection	95%~108% constant current limiting, auto-recovery		
Over voltage protection	110%~140% rated output voltage		
Over temp. protection	Shut down o/p voltage, re-power on to recover		
Setup, rise, hold up time	500ms, 100ms, 10ms at full load and 230VAC		
Withstand voltage	I/P-O/P: 3.75kVAC I/P-FG: 2kVAC O/P-FG: 1.5kVAC		
Working temperature	Tcase= -40~+85°C	Tcase= -40~+90°C (refer to "OUTPUT LOAD vs TEMPERATURE")	
Safety standards	UL8750, ENEC EN61347-1, EN61347-2-13, EN62384, GB19510.1, GB19510.14 approved		
EMC standards	EN55015, EN61000-3-2 class C, EN61000-3-3, EN61000-4-2,3,4,5,6,8,11, EN61547, GB17743, GB17625.1		
Connection	Please refer to page 35		
Dimension (LxWxH) (mm)	180x 63x 35.5	199x 63x 35.5	219x 63x 35.5

ELG-75 Series

Type HL, 0-10VDC (B-Type), DALI (DA-Type), PFC, UL, 18, CB, CE

Model No.	Output	Tol.	R&N	Effi.
ELG-75-12Ⓐ-□	12V, 0~5A	±3.0%	150mV	85%
ELG-75-24Ⓐ-□	24V, 0~3.15A	±3.0%	200mV	88%
ELG-75-36Ⓐ-□	36V, 0~2.1A	±2.5%	250mV	89%
ELG-75-42Ⓐ-□	42V, 0~1.8A	±2.5%	250mV	90%
ELG-75-48Ⓐ-□	48V, 0~1.6A	±2.0%	250mV	90%

◯ = Blank, A, B, D2 or DA ; □ = Blank, 3Y

ELG-100 Series

Type HL, 0-10VDC (B-Type), DALI (DA-Type), PFC, UL, 05, CB, CE

Model No.	Output	Tol.	R&N	Effi.
ELG-100-24Ⓐ-□	24V, 0~4A	±3%	200mV	88%
ELG-100-36Ⓐ-□	36V, 0~2.66A	±2.5%	250mV	89%
ELG-100-42Ⓐ-□	42V, 0~2.28A	±2.5%	250mV	90%
ELG-100-48Ⓐ-□	48V, 0~2A	±2%	300mV	90%
ELG-100-54Ⓐ-□	54V, 0~1.78A	±2%	350mV	91%

◯ = Blank, A, B, D2 or DA ; □ = Blank, 3Y

ELG-150 Series

Type HL, 0-10VDC (B & BE-Type) (DA-Type), DALI, PFC, UL, 05, CB, CE

Model No.	Output	Tol.	R&N	Effi.
ELG-150-12Ⓐ-□	12V, 0~10A	±3.0%	150mV	88%
ELG-150-24Ⓐ-□	24V, 0~6.25A	±3.0%	200mV	89%
ELG-150-36Ⓐ-□	36V, 0~4.17A	±2.5%	250mV	90%
ELG-150-42Ⓐ-□	42V, 0~3.57A	±2.5%	250mV	90%
ELG-150-48Ⓐ-□	48V, 0~3.13A	±2.0%	250mV	90%
ELG-150-54Ⓐ-□	54V, 0~2.8A	±2.0%	350mV	91%

◯ = Blank, A, B, D2, DA or BE ; □ = Blank, 3Y

□ = Blank, 2-wire input for standard mode ; □ = 3Y, 3-wire input for standard mode.
*MEAN WELL Smart timer dimming primarily provides the adaptive proportion dimming profile for the output constant current level.

ELG series

200~240W Metal Case with PFC

Features

- Constant voltage+constant current modes
- Universal AC input (up to 305VAC) / Full range
- High efficiency up to 93%
- No load / Standby power consumption <0.5W
- Meet 6KV surge immunity level (IEC61000-4-5)
- Type HL LED Driver for use in Class I, Division 2 hazardous location luminaires
- Suitable for dry / damp / wet locations
- Suitable for LED lighting and street lighting applications
- Protections:
  Short circuit / Over current / Over voltage / Over temp.
- Multiple models for choice:
  A-Type: IP65 rated. Output voltage and constant current level can be adjusted through internal potentiometer
  B-Type: IP67 rated. Constant current level adjustable through output cable with built-in 3 in 1 dimming function (0~10VDC, PWM signal, or resistance)
  Blank-Type: IP67 rated. Cable for I/O connection
  D2-Type: IP67 rated. Smart timer dimming function*, contact MEAN WELL for details
  DA-Type: IP67 rated. DALI control technology
- 5 years warranty

		NEW ELG-200	NEW ELG-240
INPUT	ACN ACL		
INPUT (3Y Models)	ACL ACN FG		
OUTPUT (Non-Dimming Models)	Vo- Vo+		
OUTPUT (Dimming Models)	DIM- DIM+ Vo+ Vo-		

AC input voltage range	100~305VAC ; 142~431VDC
AC inrush current (max.)	Cold start, 75A at 230VAC
DC adjustment range	±10% rated output voltage (A-Type only)
Current adjustment range	50%~100% via potentiometer (A-Type only)
Over current protection	95%~108% constant current limiting, auto-recovery
Over voltage protection	110%~140% rated output voltage
Setup, rise, hold up time	500ms, 100ms, 10ms at full load and 230VAC
Withstand voltage	I/P-O/P: 3.75kVAC I/P-FG: 2kVAC O/P-FG: 1.5kVAC
Working temperature	Tcase= -40~+85°C (refer to "OUTPUT LOAD vs TEMPERATURE")
Safety standards	UL8750, ENEC EN61347-1, EN61347-2-13, EN62384, GB19510.14, GB19510.1 approved
EMC standards	EN55015, EN61000-3-2 class C, EN61000-3-3, EN61000-4-2,3,4,5,6,8,11, EN61547, GB17743, GB17625.1
Connection	Please refer to page 35
Dimension (LxWxH) (mm)	244x 71x 35.5

ELG-200 Series

Type HL | 0-10VDC (B-Type) | DALI (DA-Type) | PFC | UL | CB CE

Model No.	Output	Tol.	R&N	Effi.
ELG-200-12Ⓐ-□	12V, 0~16A	±3%	150mV	90.0%
ELG-200-24Ⓐ-□	24V, 0~8.4A	±2%	200mV	92.0%
ELG-200-36Ⓐ-□	36V, 0~5.55A	±2%	250mV	92.0%
ELG-200-42Ⓐ-□	42V, 0~4.76A	±2%	250mV	92.5%
ELG-200-48Ⓐ-□	48V, 0~4.16A	±2%	250mV	93.0%
ELG-200-54Ⓐ-□	54V, 0~3.72A	±2%	350mV	93.0%

◯ = Blank, A, B, D2 or DA ; □ = Blank, 3Y

ELG-240 Series

Type HL | 0-10VDC (B-Type) | DALI (DA-Type) | PFC | UL | CB CE

Model No.	Output	Tol.	R&N	Effi.
ELG-240-24Ⓐ-□	24V, 0~10A	±2%	200mV	92.0%
ELG-240-36Ⓐ-□	36V, 0~6.66A	±2%	250mV	92.0%
ELG-240-42Ⓐ-□	42V, 0~5.71A	±2%	250mV	92.5%
ELG-240-48Ⓐ-□	48V, 0~5.0A	±2%	250mV	93.0%
ELG-240-54Ⓐ-□	54V, 0~4.45A	±2%	350mV	93.0%

◯ = Blank, A, B, D2 or DA ; □ = Blank, 3Y

□ = Blank, 2-wire input for standard mode ; □ = 3Y, 3-wire input for standard mode.

*MEAN WELL Smart timer dimming primarily provides the adaptive proportion dimming profile for the output constant current level.

ELG-C series

75~150W Metal Case with PFC

Features

- Constant current mode
- Universal AC input (up to 305VAC) / Full range
- High efficiency up to 92%
- No load / Standby power consumption <0.5W
- Meet 6KV surge immunity level (IEC61000-4-5)
- Type HL LED Driver for use in Class I, Division 2 hazardous location luminaires
- Suitable for dry / damp / wet locations
- Suitable for LED lighting and street lighting applications
- Protections:
  Short circuit / Over voltage / Over temperature
- Multiple models for choice:
  A-Type: IP65 rated. Constant current level can be adjusted through internal potentiometer
  B-Type: IP67 rated and built-in 3 in 1 dimming function (0~10VDC, PWM signal, or resistance)
  Blank-Type: IP67 rated. Cable for I/O connection
  D2-Type: IP67 rated. Smart timer dimming function*, contact MEAN WELL for details
  DA-Type: IP67 rated. DALI control technology
  BE-Type: IP67 rated. 3 in 1 dimming function and 15V/400mA auxiliary output (ELG-150-C only)
- 5 years warranty

		NEW ELG-75-C	ELG-100-C	ELG-150-C
INPUT	ACN, ACL			
INPUT (3Y Models)	ACL, ACN, FG			
OUTPUT (Non-Dimming Models)	Vo-, Vo+			
OUTPUT (Dimming Models)	DIM-, DIM+, Vo+, Vo-			

AC input voltage range	100~305VAC; 142~431VDC		
AC inrush current (max.)	Cold start, 50A at 230VAC	Cold start, 40A at 230VAC	Cold start, 65A at 230VAC
Current adjustment range	50%~100% via potentiometer (A-Type only)		
Over voltage protection	105%~145% rated output voltage		
Over temperature protection	Shut down o/p voltage, re-power on to recover		
Setup time	500ms at 230VAC		
Withstand voltage	I/P-O/P: 3.75kVAC I/P-FG: 2kVAC O/P-FG: 1.5kVAC		
Working temperature	Tcase=-40~+85°C	Tcase=-40~+90°C	Tcase=-40~+85°C (refer to "OUTPUT LOAD vs TEMPERATURE")
Safety standards	UL8750, ENEC EN61347-1, EN61347-2-13, EN62384, GB19510.1, GB19510.14 approved		
EMC standards	EN55015, EN61000-3-2 class C, EN61000-3-3, EN61000-4-2,3,4,5,6,8,11, EN61547, GB17743, GB17625.1		
Connection	Please refer to page 35		
Dimension (LxWxH) (mm)	180x 63x 35.5	199x 63x 35.5	219x 63x 35.5

ELG-75-C Series

Type HL | 0-10VDC (B-Type) | DALI (DA-Type) | PFC | c UL us | 05 | CB CE

Model No.	Output	Tol.	Io Ripple	Effi.
ELG-75-C350Ⓐ	107~214V, 350mA	±5%	5%	91%
ELG-75-C500Ⓐ	75~150V, 500mA	±5%	5%	91%
ELG-75-C700Ⓐ	53~107V, 700mA	±5%	5%	90%
ELG-75-C1050Ⓐ	35~71V, 1050mA	±5%	5%	90%
ELG-75-C1400Ⓐ	27~54V, 1400mA	±5%	5%	90%

◯ = Blank, A, B, D2 or DA ; ☐ = Blank, 3Y

ELG-100-C Series

Type HL | 0-10VDC (B-Type) | DALI (DA-Type) | PFC | c UL us | 05 | CB CE

Model No.	Output	Tol.	Io Ripple	Effi.
ELG-100-C350Ⓐ	143~286V, 350mA	±5%	5%	92%
ELG-100-C500Ⓐ	100~200V, 500mA	±5%	5%	91%
ELG-100-C700Ⓐ	71~143V, 700mA	±5%	5%	90%
ELG-100-C1050Ⓐ	48~95V, 1050mA	±5%	5%	90%
ELG-100-C1400Ⓐ	35~72V, 1400mA	±5%	5%	90%

◯ = Blank, A, B, D2 or DA ; ☐ = Blank, 3Y

ELG-150-C Series

Type HL | 0-10VDC (B & BE-Type) | DALI (DA-Type) | PFC | c UL us | 05 | CB CE

Model No.	Output	Tol.	Io Ripple	Effi.
ELG-150-C500Ⓐ	150~300V, 500mA	±5%	5%	92%
ELG-150-C700Ⓐ	107~214V, 700mA	±5%	5%	92%
ELG-150-C1050Ⓐ	72~143V, 1050mA	±5%	5%	92%
ELG-150-C1400Ⓐ	54~107V, 1400mA	±5%	5%	91%
ELG-150-C1750Ⓐ	43~86V, 1750mA	±5%	5%	91%
ELG-150-C2100Ⓐ	36~72V, 2100mA	±5%	5%	91%

◯ = Blank, A, B, D2, DA or BE ; ☐ = Blank, 3Y

ELGT-150-C Series

150W Metal Case with PFC

- Constant current mode
- Universal AC input (up to 305VAC) / Full range
- With functional Ground Class II design
- No load / Standby power consumption <0.5W
- Output adjustable via potentiometer
- 3 in 1 dimming; Smart timer dimming; DALI
- Dimension(LxWxD): 219x 63x 55mm
- 5 years warranty

☐ = Blank, 2-wire input for standard mode ; ☐ = 3Y, 3-wire input for standard mode.
*MEAN WELL Smart timer dimming primarily provides the adaptive proportion dimming profile for the output constant current level.

ELG-C series

200~240W Metal Case with PFC

Features

- Constant current mode
- Universal AC input (up to 305VAC) / Full range
- High efficiency up to 93%
- No load / Standby power consumption <0.5W
- Meet 6KV surge immunity level (IEC61000-4-5)
- Type HL LED Driver for use in Class I, Division 2 hazardous location luminaires
- Suitable for dry / damp / wet locations
- Suitable for LED lighting and street lighting applications
- Protections:
  Short circuit / Over voltage / Over temperature
- Multiple models for choice:
  A-Type: IP65 rated. Constant current level can be adjusted through internal potentiometer
  B-Type: IP67 rated and built-in 3 in 1 dimming function (0~10VDC, PWM signal, or resistance)
  Blank-Type: IP67 rated. Cable for I/O connection
  D2-Type: IP67 rated. Smart timer dimming function*, contact MEAN WELL for details
  DA-Type: IP67 rated. DALI control technology
- 5 years warranty

INPUT	ACN, ACL
INPUT (3Y Models)	ACL, ACN, FG
OUTPUT (Non-Dimming Models)	Vo-, Vo+
OUTPUT (Dimming Models)	DIM-, DIM+, Vo+, Vo-

NEW ELG-200-C | **NEW ELG-240-C**

AC input voltage range	100~305VAC; 142~431VDC
AC inrush current (max.)	Cold start, 65A at 230VAC
Current adjustment range	50%~100% via potentiometer (A-Type only)
Over voltage protection	105%~145% rated output voltage
Over temperature protection	Shut down o/p voltage, re-power on to recover
Setup time	500ms at 230VAC
Withstand voltage	I/P-O/P: 3.75kVAC I/P-FG: 2kVAC O/P-FG: 1.5kVAC
Working temperature	Tcase=-40~+85°C (refer to "OUTPUT LOAD vs TEMPERATURE")
Safety standards	UL8750, ENEC EN61347-1, EN61347-2-13, EN62384, GB19510.14, GB19510.1 approved
EMC standards	EN55015, EN61000-3-2 class C, EN61000-3-3, EN61000-4-2,3,4,5,6,8,11, EN61547, GB17743, GB17625.1
Connection	Please refer to page 35
Dimension (LxWxH) (mm)	244x 71x 35.5

ELG-200-C Series

Type HL | 0-10VDC (B-Type) | DALI (DA-Type) | PFC | UL | CB | CE

Model No.	Output	Tol.	Io Ripple	Effi.
ELG-200-C700Ⓐ-□	142~286V, 700mA	±5%	5%	93%
ELG-200-C1050Ⓐ-□	95~190V, 1050mA	±5%	5%	93%
ELG-200-C1400Ⓐ-□	71~142V, 1400mA	±5%	5%	92%
ELG-200-C1750Ⓐ-□	57~114V, 1750mA	±5%	5%	92%
ELG-200-C2100Ⓐ-□	48~96V, 2100mA	±5%	5%	92%

◯ = Blank, A, B, D2 or DA ; □ = Blank, 3Y

ELG-240-C Series

Type HL | 0-10VDC (B-Type) | DALI (DA-Type) | PFC | UL | CB | CE

Model No.	Output	Tol.	Io Ripple	Effi.
ELG-240-C700Ⓐ-□	172~343V, 700mA	±5.0%	5%	93%
ELG-240-C1050Ⓐ-□	114~228V, 1050mA	±5.0%	5%	93%
ELG-240-C1400Ⓐ-□	86~171V, 1400mA	±5.0%	5%	93%
ELG-240-C1750Ⓐ-□	69~137V, 1750mA	±5.0%	5%	93%
ELG-240-C2100Ⓐ-□	57~115V, 2100mA	±5.0%	5%	93%

◯ = Blank, A, B, D2 or DA ; □ = Blank, 3Y

□ = Blank, 2-wire input for standard mode ; □ = 3Y, 3-wire input for standard mode.
*MEAN WELL Smart timer dimming primarily provides the adaptive proportion dimming profile for the output constant current level.

ELGC-300 Series

Under Development

300W Metal Case with PFC

- Constant current mode
- Universal AC input (up to 305VAC) / Full range
- High efficiency up to 93%
- No load / Standby power consumption <0.5W
- Meet 6KV surge immunity level (IEC61000-4-5)
- Type HL LED Driver for use in Class I, Division 2 hazardous location luminaires
- Suitable for dry / damp / wet locations
- Suitable for LED lighting and street lighting applications
- Protections: Short circuit / Over voltage / Over temperature
- Multiple models for choice: A/B/Blank/D2/DA-Type
- 5 years warranty

Globally Certified Cable Adoption for ELG/ELG-C

ELG-75/100 Series

Connection	Input	SJOW 17AWGx2C & H05RN-F 1.0mm² (30cm)
	Output	▪ Blank/A-Type: SJOW 17AWGx2C & H05RN-F 1.0mm² (30cm) ▪ B/D2/DA-Type: SJOW 17AWGx2C & H05RN-F 1.0mm² (30cm) + SJOW 17AWGx2C & H05RN-F 1.0mm² (30cm)

ELG-150 Series

Connection	Input	SJOW 17AWGx2C & H05RN-F 1.0mm² (30cm)
	Output	▪ Blank/A-Type: SJOW 17AWGx2C & H05RN-F 1.0mm² (30cm) ▪ B/D2/DA-Type: SJOW 17AWGx2C & H05RN-F 1.0mm² (30cm) + SJOW 17AWGx2C & H05RN-F 1.0mm² (30cm) ▪ BE-Type: SJOW 17AWGx4C & H05RN-F 1.0mm² (30cm)+ SJOW 17AWGx2C & H05RN-F 1.0mm² (30cm)

ELG-200/240 Series

Connection	Input	SJOW 17AWGx2C & H05RN-F 1.0mm² (30cm)
	Output	▪ Blank/A-Type: SJTW 14AWGx2C (30cm) for 12V SJOW 17AWGx2C & H05RN-F 1.0mm² (30cm) for others ▪ B/D2/DA-Type: SJTW 14AWGx2C (30cm) + SJOW 17AWGx2C & H05RN-F 1.0mm² (30cm) for 12V SJOW 17AWGx2C & H05RN-F 1.0mm² (30cm) + SJOW 17AWGx2C & H05RN-F 1.0mm² (30cm) for others

ELG-75/100-C Series

Connection	Input	SJOW 17AWGx2C & H05RN-F 1.0mm² (30cm)
	Output	▪ Blank/A-Type: SJOW 17AWGx2C & H05RN-F 1.0mm² (30cm) ▪ B/D2/DA-Type: SJOW 17AWGx2C & H05RN-F 1.0mm² (30cm) + SJOW 17AWGx2C & H05RN-F 1.0mm² (30cm)

ELG-150-C Series

Connection	Input	SJOW 17AWGx2C & H05RN-F 1.0mm² (30cm)
	Output	▪ Blank/A-Type: SJOW 17AWGx2C & H05RN-F 1.0mm² (30cm) ▪ B/D2/DA-Type: SJOW 17AWGx2C & H05RN-F 1.0mm² (30cm) + SJOW 17AWGx2C & H05RN-F 1.0mm² (30cm) ▪ BE-Type: SJOW 17AWGx4C & H05RN-F 1.0mm² (30cm)+ SJOW 17AWGx2C & H05RN-F 1.0mm² (30cm)

ELG-200/240-C Series

Connection	Input	SJOW 17AWGx2C & H05RN-F 1.0mm² (30cm)
	Output	▪ Blank/A-Type: SJOW 17AWGx2C & H05RN-F 1.0mm² (30cm) ▪ B/D2/DA-Type: SJOW 17AWGx2C & H05RN-F 1.0mm² (30cm) + SJOW 17AWGx2C & H05RN-F 1.0mm² (30cm)

HLG series

40~60W Metal Case with PFC

Features

- Constant voltage + constant current modes
- Universal AC input (up to 305VAC) / Full range
- High efficiency up to 90.5%
- Meet 4kV surge immunity level (IEC61000-4-5)
- Class 2 power unit
- Type HL LED Driver for use in Class I, Division 2 hazardous location luminaires
- Suitable for dry, damp, and wet location
- Suitable for LED lighting and street lighting applications
- Protections:
  Short circuit / Over current / Over voltage / Over temp.
- Multiple models for choice:
  A-Type: IP65 rated. Output voltage and constant current level can be adjusted through internal potentiometer
  B-Type: IP67 rated and built-in 3 in 1 dimming function (1~10VDC, PWM signal, or resistance)
  Blank-Type: IP67 rated. Cable for I/O connection
  D-Type(option): IP67 rated. Timer dimming function, contact MEAN WELL for details.
- Optional CCC & RCM models available (HLG-40H/60H-A/B/Blank-Type)
- 7 years warranty

INPUT	ACL ACN FG
OUTPUT (Non-Dimming Models)	Vo- Vo+
OUTPUT (Dimming Models)	DIM+ DIM- Vo- Vo+

HLG-40H | **HLG-60H**

	HLG-40H	HLG-60H
AC input voltage range	90~305VAC ; 127~431VDC	
AC inrush current (max.)	Cold start, 50A at 230VAC	Cold start, 55A at 230VAC
DC adjustment range	±10% rated output voltage (A-Type only)	
Current adjustment range	60%~100% via potentiometer (A-Type only)	
Over current protection	95%~108% constant current limiting, auto-recovery	
Over voltage protection	109%~145% rated output voltage	
Setup, rise, hold up time	500ms, 80ms, 16ms at full load and 230VAC	
Withstand voltage	I/P-O/P: 3.75kVAC, I/P-FG: 2kVAC, O/P-FG:1.5kVAC	
Working temperature	-40~+70°C (refer to output derating curve)	
Safety standards	UL8750, TUV EN61347-1, EN61347-2-13, PSE J61347-1, J61347-2-13, GB19510.14, GB19510.1 approved; Design refer to UL60950-1, TUV EN60950-1, EN60335-1	
EMC standards	EN55015, EN61000-3-2 class C, EN61000-3-3, EN61000-4-2,3,4,5,6,8,11, EN61547, GB17743, GB17625.1	
Connection	Please refer to page 44	
Dimension (LxWxH) (mm)	171x 61.5x 36.8	

HLG-40H Series

(for 48V/54V) (for 12~42V) (B-Type) (optional)

Model No.	Output	Tol.	R&N	Effi.
HLG-40H-12Ⓐ	12V, 0~3.33A	±2.5%	150mV	86.5%
HLG-40H-15Ⓐ	15V, 0~2.67A	±2.0%	150mV	86.5%
HLG-40H-20Ⓐ	20V, 0~2.00A	±1.0%	150mV	88.0%
HLG-40H-24Ⓐ	24V, 0~1.67A	±1.0%	200mV	88.0%
HLG-40H-30Ⓐ	30V, 0~1.34A	±1.0%	200mV	88.5%
HLG-40H-36Ⓐ	36V, 0~1.12A	±1.0%	200mV	88.5%
HLG-40H-42Ⓐ	42V, 0~0.96A	±1.0%	200mV	88.5%
HLG-40H-48Ⓐ	48V, 0~0.84A	±1.0%	300mV	89.5%
HLG-40H-54Ⓐ	54V, 0~0.75A	±1.0%	300mV	89.5%

◯ = A, B, D or Blank

HLG-60H Series

(for 48V/54V) (for 15~42V) (B-Type) (optional)

Model No.	Output	Tol.	R&N	Effi.
HLG-60H-15Ⓐ	15V, 0~4.0A	±2.0%	150mV	87.5%
HLG-60H-20Ⓐ	20V, 0~3.0A	±1.0%	150mV	89.0%
HLG-60H-24Ⓐ	24V, 0~2.5A	±1.0%	150mV	89.5%
HLG-60H-30Ⓐ	30V, 0~2.0A	±1.0%	200mV	90.0%
HLG-60H-36Ⓐ	36V, 0~1.70A	±1.0%	200mV	90.0%
HLG-60H-42Ⓐ	42V, 0~1.45A	±1.0%	300mV	90.0%
HLG-60H-48Ⓐ	48V, 0~1.30A	±1.0%	300mV	90.5%
HLG-60H-54Ⓐ	54V, 0~1.15A	±1.0%	300mV	90.5%

◯ = A, B, D or Blank

Junction Box for HLG Series

- Optional junction box available for HLG-80H~320H series (A/B/Blank-Type only). Please contact MEAN WELL for details.
- "UL8750 listed" safety & IP66 approved for HLG-80H-□BL (modified from B-Type only)

HLG series

80~120W Metal Case with PFC

Features

- Constant voltage + constant current modes
- Universal AC input (up to 305VAC) / Full range
- High efficiency up to 93.5%
- Meet 4kV surge immunity level (IEC61000-4-5)
- Class 2 power unit / Pass LPS (except for HLG-120H)
- Type HL LED Driver for use in Class I, Division 2 hazardous location luminaires
- Suitable for dry, damp, and wet location
- Suitable for LED lighting and street lighting applications
- Protections:
  Short circuit / Over current / Over voltage / Over temp.
- Multiple models for choice:
  A-Type: IP65 rated. Output voltage and constant current level can be adjusted through internal potentiometer
  B-Type: IP67 rated and built-in 3 in 1 dimming function (1~10VDC, PWM signal, or resistance)
  Blank-Type: IP67 rated. Cable for I/O connection
  BL-Type(option): Junction box option for HLG-80H B-Type only, "UL8750 listed" safety & IP66 approved, contact MEAN WELL for details
  D-Type(option): IP67 rated. Timer dimming function, contact MEAN WELL for details
- Optional CCC & RCM models available (HLG-80H/100H/120H-A/B/Blank type)
- 7 years warranty

INPUT	ACL ACN FG
OUTPUT (Non-Dimming Models)	Vo- Vo+
OUTPUT (Dimming Models)	DIM+ DIM- Vo- Vo+

HLG-80H | **HLG-100H/HLG-120H**

AC input voltage range	90~305VAC ; 127~431VDC	
AC inrush current (max.)	Cold start, 70A at 230VAC	Cold start, 60A at 230VAC
DC adjustment range	±10% rated output voltage (A-Type only)	
Current adjustment range	HLG-80H/100H: 60%~100% ; HLG-120H: 50%~100% via potentiometer (A-Type only)	
Over current protection	95%~108% constant current limiting, auto-recovery	
Over voltage protection	110%~140% rated output voltage	
Setup, rise, hold up time	500ms, 80ms, 16ms at full load and 230VAC	500ms, 50ms, 16ms at full load and 230VAC
Withstand voltage	I/P-O/P: 3.75kVAC, I/P-FG: 2kVAC, O/P-FG:1.5kVAC	
Working temperature	-40~+70°C (refer to output derating curve)	
Safety standards	UL8750, TUV EN61347-1, EN61347-2-13, PSE J61347-1, J61347-2-13, GB19510.14, GB19510.1 approved; UL8750 listed for HLG-80H-□BL only; ENEC EN61347-1, EN61347-2-13 for HLG-120H only	
EMC standards	EN55015, EN55032 class B (except for HLG-80H), EN61000-3-2 class C, EN61000-3-3, EN61000-4-2,3,4,5,6,8,11, EN61547, GB17743, GB17625.1	
Connection	Please refer to page 44	
Dimension (LxWxH) (mm)	195.6x 61.5x 38.8	220x 68x 38.8

HLG-80H Series

(for 48V/54V) (for 12~42V) (for 48/54BL) (for 12~42BL) (B-Type) (Optional)

Model No.	Output	Tol.	R&N	Effi.
HLG-80H-12Ⓐ	12V, 0~5.0A	±2.5%	150mV	88.0%
HLG-80H-15Ⓐ	15V, 0~5.0A	±2.0%	150mV	89.0%
HLG-80H-20Ⓐ	20V, 0~4.0A	±1.0%	150mV	90.0%
HLG-80H-24Ⓐ	24V, 0~3.4A	±1.0%	150mV	90.5%
HLG-80H-30Ⓐ	30V, 0~2.7A	±1.0%	200mV	91.0%
HLG-80H-36Ⓐ	36V, 0~2.3A	±1.0%	200mV	91.0%
HLG-80H-42Ⓐ	42V, 0~1.95A	±1.0%	200mV	91.0%
HLG-80H-48Ⓐ	48V, 0~1.7A	±1.0%	200mV	91.0%
HLG-80H-54Ⓐ	54V, 0~1.5A	±1.0%	200mV	91.0%

◯ = A , B, BL, D or Blank

HLG-100H Series

(B-Type) (Optional)

Model No.	Output	Tol.	R&N	Effi.
HLG-100H-20Ⓐ	20V, 0~4.8A	±1%	150mV	93%
HLG-100H-24Ⓐ	24V, 0~4.0A	±1%	150mV	93%
HLG-100H-30Ⓐ	30V, 0~3.2A	±1%	200mV	93%
HLG-100H-36Ⓐ	36V, 0~2.65A	±1%	200mV	93%
HLG-100H-42Ⓐ	42V, 0~2.28A	±1%	200mV	93%
HLG-100H-48Ⓐ	48V, 0~2.0A	±1%	200mV	93%
HLG-100H-54Ⓐ	54V, 0~1.77A	±1%	200mV	93%

◯ = A , B, D or Blank

HLG-120H Series

(B-Type) (Optional)

Model No.	Output	Tol.	R&N	Effi.
★ HLG-120H-12Ⓐ	12V, 0~10A	±2.5%	150mV	92.0%
HLG-120H-15Ⓐ	15V, 0~8.0A	±2.0%	150mV	92.0%
HLG-120H-20Ⓐ	20V, 0~6.0A	±1.0%	150mV	93.0%
★ HLG-120H-24Ⓐ	24V, 0~5.0A	±1.0%	150mV	93.0%
HLG-120H-30Ⓐ	30V, 0~4.0A	±1.0%	200mV	93.0%
HLG-120H-36Ⓐ	36V, 0~3.4A	±1.0%	200mV	93.0%
HLG-120H-42Ⓐ	42V, 0~2.9A	±1.0%	200mV	93.0%
★ HLG-120H-48Ⓐ	48V, 0~2.5A	±1.0%	200mV	93.5%
HLG-120H-54Ⓐ	54V, 0~2.3A	±1.0%	200mV	93.5%

◯ = A , B, D or Blank

★ HLG-120H-12A/24A/48A are our popular models. We will keep sufficient stock for prompt delivery of high quantity orders.

HLG series

150~240W Metal Case with PFC

Features

- Constant voltage+constant current modes
- Universal AC input (up to 305VAC) / Full range
- High efficiency up to 94%
- Meet 4kV surge immunity level (IEC61000-4-5)
- Type HL LED Driver for use in Class I, Division 2 hazardous location luminaires
- Suitable for LED lighting and street lighting applications
- Protections:
  Short circuit / Over current / Over voltage / Over temp.
- Multiple models for choice:
  A-Type: IP65 rated. Output voltage and constant current level can be adjusted through internal potentiometer
  B-Type: IP67 rated and built-in 3 in 1 dimming function (1~10VDC, PWM signal, or resistance)
  C-Type: Terminal block for I/O connection (HLG-240H)
  Blank-Type: IP67 rated. Cable for I/O connection
  D-Type(option): IP67 rated. Timer dimming function, contact MEAN WELL for details
- Optional RCM models available (HLG-150H/185H/240H-A/B/Blank-Type)
- 7 years warranty



HLG-150H/185H



HLG-240H



AC input voltage range	90~305VAC; 127~431VDC	
AC inrush current (max.)	Cold start, 65A at 230VAC	Cold start, 75A at 230VAC
DC adjustment range	±10% rated output voltage (A-Type only)	±6% rated output voltage (A-Type & C-Type)
Current adjustment range	HLG-150H: 60%~100% ; HLG-185H/240H: 50%~100% via potentiometer (A-Type & HLG-240H C-Type)	
Over current protection	95%~108% constant current limiting, auto-recovery	
Over voltage protection	110%~140% rated output voltage	
Setup, rise, hold up time	500ms, 50ms, 16ms	500ms, 80ms, 15ms at full load and 230VAC
Withstand voltage	I/P-O/P: 3.75kVAC, I/P-FG: 2kVAC, O/P-FG: 1.5kVAC	
Working temperature	-40~+70°C (refer to output derating curve)	
Safety standards	UL8750, TUV EN61347-1, EN61347-2-13, PSE J61347-1, J61347-2-13 (except for HLG-240H C-Type), GB19510.14, GB19510.1 approved; UL1012, UL60950-1, TUV EN60950-1 approved for HLG-240H only	
EMC standards	EN55015, EN55032 class B, EN61000-3-2 class C, EN61000-3-3, EN61000-4-2,3,4,5,6,8,11, EN61547, GB17743, GB17625.1	
Connection	Please refer to page 44	
Dimension (LxWxH)(mm)	228x 68x 38.8	A/B/D/Blank-Type: 244.2x 68x 38.8 C-Type: 251x 68x 38.8

HLG-150H Series

Type HL | 1-10VDC (B-Type) | PFC | UL | CB CE

Model No.	Output	Tol.	R&N	Effi.
HLG-150H-12Ⓐ	12V, 0~12.5A	±2.5%	150mV	91.5%
HLG-150H-15Ⓐ	15V, 0~10.0A	±2.0%	150mV	92.0%
HLG-150H-20Ⓐ	20V, 0~7.50A	±1.0%	150mV	93.0%
HLG-150H-24Ⓐ	24V, 0~6.30A	±1.0%	150mV	93.0%
HLG-150H-30Ⓐ	30V, 0~5.00A	±1.0%	200mV	93.5%
HLG-150H-36Ⓐ	36V, 0~4.20A	±1.0%	200mV	93.5%
HLG-150H-42Ⓐ	42V, 0~3.60A	±1.0%	200mV	94.0%
HLG-150H-48Ⓐ	48V, 0~3.20A	±1.0%	200mV	94.0%
HLG-150H-54Ⓐ	54V, 0~2.80A	±1.0%	200mV	94.0%

◯ = A , B , D or Blank

HLG-185H Series

Type HL | 1-10VDC (B-Type) | PFC | UL | CB CE

Model No.	Output	Tol.	R&N	Effi.
★ HLG-185H-12Ⓐ	12V, 0~13.0A	±2.5%	150mV	91.5%
HLG-185H-15Ⓐ	15V, 0~11.5A	±2.0%	150mV	92.0%
HLG-185H-20Ⓐ	20V, 0~9.30A	±1.0%	150mV	93.0%
★ HLG-185H-24Ⓐ	24V, 0~7.80A	±1.0%	150mV	93.5%
HLG-185H-30Ⓐ	30V, 0~6.20A	±1.0%	200mV	93.5%
HLG-185H-36Ⓐ	36V, 0~5.20A	±1.0%	200mV	93.5%
HLG-185H-42Ⓐ	42V, 0~4.40A	±1.0%	200mV	94.0%
★ HLG-185H-48Ⓐ	48V, 0~3.90A	±1.0%	200mV	94.0%
HLG-185H-54Ⓐ	54V, 0~3.45A	±1.0%	200mV	94.0%

◯ = A , B , D or Blank

HLG-240H Series

Type HL | 1-10VDC (B-Type) | PFC | UL | CB CE (except for C-Type)

Model No.	Output	Tol.	R&N	Effi.
★ HLG-240H-12Ⓐ	12V, 0~16.0A	±2.5%	150mV	90.0%
HLG-240H-15Ⓐ	15V, 0~15.0A	±2.0%	150mV	90.0%
HLG-240H-20Ⓐ	20V, 0~12.0A	±1.0%	150mV	91.5%
★ HLG-240H-24Ⓐ	24V, 0~10.0A	±1.0%	150mV	92.5%
HLG-240H-30Ⓐ	30V, 0~8.00A	±1.0%	200mV	92.5%
HLG-240H-36Ⓐ	36V, 0~6.70A	±1.0%	250mV	92.5%
HLG-240H-42Ⓐ	42V, 0~5.72A	±1.0%	250mV	92.5%
★ HLG-240H-48Ⓐ	48V, 0~5.00A	±1.0%	250mV	93.0%
HLG-240H-54Ⓐ	54V, 0~4.45A	±1.0%	350mV	93.5%

◯ = A, B , C , D or Blank

★ HLG-185H-12A/24A/48A & HLG-240H-12A/24A/48A are our popular models. We will keep sufficient stock for prompt delivery of high quantity orders.

HLG series

320~480W Metal Case with PFC

Features

- Constant voltage+constant current modes
- Universal AC input (up to 305VAC) / Full range
- Meet 4kV surge immunity level (IEC61000-4-5)
- Type HL LED Driver for use in Class I, Division 2 hazardous location luminaires
- Suitable for LED lighting and street lighting applications
- Protections:
  Short circuit / Over current / Over voltage / Over temp.
- Optional RCM models available (HLG-320H-A/B/Blank-Type)
- 7 years warranty
- Multiple models for choice:
  A-Type: IP65 rated. Output voltage and constant current level can be adjusted through internal potentiometer
  B-Type: IP67 rated. Built-in 3 in 1 dimming function (1~10VDC*, PWM signal, or resistance) (*: 0~10VDC for HLG-480H)
  C-Type: Terminal block for I/O connection (HLG-320H only)
  Blank-Type: IP67 rated. Cable for I/O connection
  D-Type(option): IP67 rated. Timer dimming function, contact MEAN WELL for details (HLG-320H only)
  D2-Type(option): IP67 rated. Smart timer dimming function* (HLG-480H only)



HLG-320H



HLG-480H

	HLG-320H	HLG-480H
AC input voltage range	90~305VAC; 127~431VDC	
AC inrush current (max.)	Cold start, 70A at 230VAC	Cold start, 35A at 230VAC
DC adjustment range	-15%~+13.3% rated output voltage (A-Type & C-Type)	-15%~+5% rated output voltage (A-Type only)
Current adjustment range	50%~100% via potentiometer (A-Type & HLG-320H C-Type only)	
Over current protection	95%~108% constant current limiting, auto- recovery	
Over voltage protection	110%~140% rated output voltage	
Setup, rise, hold up time	500ms, 80ms, 15ms at full load and 230VAC	
Withstand voltage	I/P-O/P: 3.75kVAC, I/P-FG: 2kVAC, O/P-FG: 1.5kVAC	
Working temperature	-40~+70°C (refer to output dearting curve)	-40~+90°C (refer to output load vs temperature)
Safety standards	UL8750, TUV EN61347-1/2-13, PSE J61347-1/2-13(except for C-Type) , GB19510.14, GB19510.1 approved	UL8750, CSA C22.2 No. 250.13-12; ENEC EN61347-1, EN61347-2-13 independent, EN62384; GB19510.14,GB19510.1; IP65 or IP67 approved
EMC standards	EN55015, EN55032 class B, EN61000-3-2 class C, EN61000-3-3, EN61000-4-2,3,4,5,6,8,11,EN61547, GB17743, GB17625.1	
Connection	Please refer to page 44	
Dimension (LxWxH)(mm)	252x 90x 43.8	262x 125x 43.8

HLG-320H Series

(except for C-Type) (optional) (B-Type)

Model No.	Output	Tol.	R&N	Effi.
HLG-320H-12Ⓐ	12V, 0~22.0A	±3.0%	150mV	91.0%
HLG-320H-15Ⓐ	15V, 0~19.0A	±2.0%	150mV	92.5%
HLG-320H-20Ⓐ	20V, 0~15.0A	±1.5%	150mV	93.5%
HLG-320H-24Ⓐ	24V, 0~13.34A	±1.0%	150mV	94.0%
HLG-320H-30Ⓐ	30V, 0~10.7A	±1.0%	200mV	94.0%
HLG-320H-36Ⓐ	36V, 0~8.90A	±1.0%	250mV	94.5%
HLG-320H-42Ⓐ	42V, 0~7.65A	±1.0%	250mV	95.0%
HLG-320H-48Ⓐ	48V, 0~6.70A	±1.0%	250mV	95.0%
HLG-320H-54Ⓐ	54V, 0~5.95A	±1.0%	350mV	95.0%

◯ = A , B , C , D or Blank

HLG-480H Series

(B-Type)

Model No.	Output	Tol.	R&N	Effi.
HLG-480H-24Ⓐ	24V, 0~20A	±1.0%	200mV	94.0%
HLG-480H-30Ⓐ	30V, 0~16A	±1.0%	200mV	94.5%
HLG-480H-36Ⓐ	36V, 0~13.3A	±1.0%	250mV	95.0%
HLG-480H-42Ⓐ	42V, 0~11.4A	±1.0%	250mV	95.0%
HLG-480H-48Ⓐ	48V, 0~10A	±1.0%	250mV	94.5%
HLG-480H-54Ⓐ	54V, 0~8.9A	±1.0%	350mV	95.0%

◯ = A , B, D2 or Blank

*MEAN WELL Smart timer dimming primarily provides the adaptive proportion dimming profile for the output constant current level.

Features

- Constant voltage+constant current modes
- Universal AC input (up to 305VAC) / Full range
- High efficiency up to 96%
- Meet 4kV surge immunity level (IEC61000-4-5)
- No load power consumption <0.5W at remote off (HLG-600H)
- Type HL LED Driver for use in Class I, Division 2 hazardous location luminaires
- LED indicator for power on (A-Type only)
- Suitable for LED lighting and street lighting applications
- Protections:
  Short circuit / Over current / Over voltage / Over temp.
- Multiple models for choice:
  A-Type: IP65 rated. Output voltage and constant current level can be adjusted through internal potentiometer
  B-Type: IP67 rated and built-in 3 in 1 dimming function (0~10VDC, PWM signal, or resistance)
- 7 years warranty



HLG-600H



AC input voltage range	90~305VAC; 127~431VDC
AC inrush current (max.)	Cold start, 70A at 230VAC
DC adjustment range	-15%~+5% rated output voltage (A-Type only)
Current adjustment range	50%~100% via potentiometer (A-Type & HLG-320H C-Type only)
Over current protection	95%~108% constant current limiting, auto- recovery
Over voltage protection	110%~140% rated output voltage
Setup, rise, hold up time	500ms, 80ms, 15ms at full load and 230VAC
Withstand voltage	I/P-O/P: 3.75kVAC, I/P-FG: 2kVAC, O/P-FG: 1.5kVAC
Working temperature	-40~+70°C (refer to output dearting curve)
Safety standards	UL60950-1, UL8750, ENEC EN61347-1/2-13, EN62384, GB19510.14, GB19510.1 approved
EMC standards	EN55015, EN55032 class B, EN61000-3-2 class C, EN61000-3-3, EN61000-4-2,3,4,5,6,8,11, EN61547, GB17743, GB17625.1
Connection	Please refer to page 44
Dimension (LxWxH)(mm)	280x 144x 48.5

HLG-600H Series

Type HL | 0-10VDC (B-Type) | PFC | c UL us | 17 | S&E | CB CE

Model No.	Output	Tol.	R&N	Effi.
HLG-600H-12Ⓐ	12V, 0~40A	±3.0%	150mV	92.0%
HLG-600H-15Ⓐ	15V, 0~36A	±2.0%	150mV	93.5%
HLG-600H-20Ⓐ	20V, 0~28A	±1.5%	150mV	94.5%
HLG-600H-24Ⓐ	24V, 0~25A	±1.0%	150mV	95.0%
HLG-600H-30Ⓐ	30V, 0~20A	±1.0%	200mV	95.0%
HLG-600H-36Ⓐ	36V, 0~16.7A	±1.0%	250mV	95.5%
HLG-600H-42Ⓐ	42V, 0~14.3A	±1.0%	250mV	96.0%
HLG-600H-48Ⓐ	48V, 0~12.5A	±1.0%	250mV	96.0%
HLG-600H-54Ⓐ	54V, 0~11.2A	±1.0%	350mV	96.0%

◯ = A , B

HVGC-600 Series

Under Development

600W Metal Case with PFC

- Constant current mode
- 180~528VAC wide input range
- High efficiency up to 93.5%
- Type HL LED Driver for use in Class I, Division 2 hazardous location luminaires
- Suitable for dry, damp, and wet location
- Suitable for LED lighting and street lighting applications
- Protections: Short circuit / Over voltage / Over temp.
- Multiple models for choice: A/B/D2-Type
- 5 years warranty

HLG-C series

70~150W Metal Case with PFC

Features

- Constant current mode
- Universal AC input (up to 305VAC)/ Full range
- High efficiency up to 94%
- Suitable for dry, damp, and wet location
- Suitable for LED lighting and street lighting applications
- Protections: Short circuit / Over voltage / Over temperature
- Multiple models for choice:
  - **A-Type**: IP65 rated. Constant current level can be adjusted through internal potentiometer
  - **B-Type**: IP67 rated and built-in 3 in 1 dimming function (1~10VDC, PWM signal, or resistance)
  - **D-Type (option)**: IP67 rated. Timer dimming function, contact MEAN WELL for details
- 7 years warranty





	HLG-60H-C	HLG-80H-C	HLG-120H-C
AC input voltage range	90~305VAC; 127VDC~431VDC		
AC inrush current (max.)	Cold start, 60A at 230VAC		Cold start, 50A at 230VAC
Current adjustment range	60%~100% via potentiometer (A-Type only)		50%~100% via potentiometer (A-Type only)
Short circuit protection	Hiccup mode, auto-recovery		Constant current limiting, auto-recovery
Over voltage protection	110%~140%, shut down o/p voltage, re-power on to recover		
Over temp. protection	Shut down o/p voltage, re-power on to recover		Shut down o/p voltage, auto-recovery
Setup time	500ms at full load and 230VAC		
Withstand voltage	I/P-O/P:3.75kVAC, I/P-FG:2kVAC, O/P-FG:1.5kVAC		
Working temperature	-40~+70°C (refer to output derating curve)		
Safety standards	GB19510.14, GB1950.1 approved. HLG-60H-C/80H-C: UL8750, TUV EN61347-1, EN61347-2-13, PSE J61347-1, J61347-2-13 approved HLG-120H-C: UL8750, ENEC EN61347-1, EN61347-2-13, EN62384, PSE J61347-1, J61347-2-13 approved		
EMC standards	EN55015, EN61000-3-2 class C, EN61000-3-3, EN61000-4-2,3,4,5,6,8,11, EN61547, GB17743, GB17625.1		
Connection	Please refer to page 44		
Dimension (LxWxH)(mm)	171x 61.5x 36.8	195.6x 61.5x 38.8	220x 68x 38.8

HLG-60H-C Series (70W)

(optional) (B-Type)

Model No.	Output	Io Tol.	Io Ripple	Effi.
HLG-60H-C350Ⓐ	100~200V, 350mA	±5%	5% max.	91%
HLG-60H-C700Ⓐ	50~100V, 700mA	±5%	5% max.	90.5%

◯ = A, B or D

HLG-80H-C Series (90W)

(optional) (B-Type)

Model No.	Output	Io Tol.	Io Ripple	Effi.
HLG-80H-C350Ⓐ	167~257V, 350mA	±5%	8% max.	91.5%
HLG-80H-C700Ⓐ	84~129V, 700mA	±5%	8% max.	91.5%

◯ = A, B or D

HLG-120H-C Series (150W)

(optional) (B-Type)

Model No.	Output	Io Tol.	Io Ripple	Effi.
HLG-120H-C350Ⓐ	215~430V, 350mA	±5%	8% max.	94%
HLG-120H-C500Ⓐ	150~300V, 500mA	±5%	8% max.	94%
HLG-120H-C700Ⓐ	107~215V, 700mA	±5%	8% max.	94%
HLG-120H-C1050Ⓐ	74~148V, 1050mA	±5%	8% max.	94%
HLG-120H-C1400Ⓐ	54~108V, 1400mA	±5%	8% max.	93.5%

◯ = A, B or D

HLG-C series

200~250W Metal Case with PFC

Features

- Constant current mode
- Universal AC input (up to 305VAC)/ Full range
- High efficiency up to 94%
- Type HL LED Driver for use in Class I, Division 2 hazardous location luminaires (HLG-240H-C)
- Suitable for dry, damp, and wet location
- Suitable for LED lighting and street lighting applications
- Protections: Short circuit / Over voltage / Over temperature
- Multiple models for choice:
  - **A-Type**: IP65 rated. Constant current level can be adjusted through internal potentiometer
  - **B-Type**: IP67 rated and built-in 3 in 1 dimming function (1~10VDC, PWM signal, or resistance)
  - **D-Type (option)**: IP67 rated. Timer dimming function, contact MEAN WELL for details(HLG-185H-C only)
  - **D2-Type (option)**: IP67 rated. Smart timer dimming function*, contact MEAN WELL for details (HLG-240H-C)
- 7 years warranty



	HLG-185H-C	HLG-240H-C
AC input voltage range	90~305VAC; 127VDC~431VDC	
AC inrush current (max.)	Cold start, 55A at 230VAC	Cold start, 75A at 230VAC
Current adjustment range	50%~100% via potentiometer (A-Type only)	
Short circuit protection	Constant current limiting, auto-recovery	
Over voltage protection	105%~120%, Shut down o/p voltage, re-power on to recover	
Setup time	500ms at full load and 230VAC	500ms at full load and 230VAC
Withstand voltage	I/P-O/P:3.75kVAC, I/P-FG:2kVAC, O/P-FG:1.5kVAC	
Working temperature	-40~+70°C (refer to output derating curve)	
Safety standards	UL8750, ENEC EN61347-1, EN61347-2-13, EN62384, GB19510.1, GB19510.14 ; PSE J61347-1, J61347-2-13(HLG-185H-C only) approved	
EMC standards	EN55015, EN61000-3-2 class C, EN61000-3-3, EN61000-4-2,3,4,5,6,8,11, EN61547, GB17743, GB17625.1	
Connection	Please refer to page 44	
Dimension (LxWxH)(mm)	228x 68x 38.8	244.2x 68x 38.8

HLG-185H-C Series (200W)

1-10VDC (B-Type)

Model No.	Output	Io Tol.	Io Ripple	Effi.
HLG-185H-C500Ⓐ	200~400V, 500mA	±5%	5% max.	94%
HLG-185H-C700Ⓐ	143~286V, 700mA	±5%	5% max.	94%
HLG-185H-C1050Ⓐ	95~190V, 1050mA	±5%	5% max.	94%
HLG-185H-C1400Ⓐ	71~143V, 1400mA	±5%	5% max.	94%

◯ = A, B or D

HLG-240H-C Series (250W)

1-10VDC (B-Type) Type HL

Model No.	Output	Io Tol.	Io Ripple	Effi.
HLG-240H-C700Ⓐ	178~357V, 700mA	±5%	5% max.	93.5%
HLG-240H-C1050Ⓐ	119~238V, 1050mA	±5%	5% max.	93.5%
HLG-240H-C1400Ⓐ	89~179V, 1400mA	±5%	5% max.	94%
HLG-240H-C1750Ⓐ	71~143V, 1750mA	±5%	5% max.	94%
HLG-240H-C2100Ⓐ	59~119V, 2100mA	±5%	5% max.	93.5%

◯ = A, B or D2

*MEAN WELL Smart timer dimming primarily provides the adaptive proportion dimming profile for the output constant current level.

HLG-C series

320~480W Metal Case with PFC

Features

- Constant current mode
- Universal AC input (up to 305VAC)/ Full range
- High efficiency up to 95%
- Type HL LED Driver for use in Class I, Division 2 hazardous location luminaires
- Suitable for dry, damp, and wet location
- Suitable for LED lighting and street lighting applications
- Protections: Short circuit / Over voltage / Over temperature
- Environment-adaptive driving capability (HLG-480H-C)
- Multiple models for choice:
  - **A-Type**: IP65 rated. Constant current level can be adjusted through internal potentiometer
  - **B-Type**: IP67 rated and built-in 3 in 1 dimming function (0~10VDC, PWM signal, or resistance)
  - **D2-Type (option)**: IP67 rated. Smart timer dimming function*, contact MEAN WELL for details
  - **DA-Type (option)**: IP67 rated. DALI control technology (HLG-320H-C only)
- 7 years warranty



	HLG-320H-C	HLG-480H-C
AC input voltage range	90~305VAC; 127VDC~431VDC	
AC inrush current (max.)	Cold start, 70A at 230VAC	Cold start, 35A at 230VAC
Current adjustment range	50%~100% via potentiometer (A-Type only)	
Short circuit protection	Constant current limiting, auto-recovery	
Over voltage protection	105%~120%, Shut down o/p voltage, re-power on to recover	
Setup time	500ms at full load and 230VAC	
Withstand voltage	I/P-O/P:3.75kVAC, I/P-FG:2kVAC, O/P-FG:1.5kVAC	
Working temperature	-40~+70°C (refer to output derating curve)	-40~+90°C (refer to output load vs temperature)
Safety standards	UL8750, ENEC EN61347-1, EN61347-2-13, EN62384, GB19510.14, GB19510.1 approved	
EMC standards	EN55015, EN61000-3-2 class C, EN61000-3-3, EN61000-4-2,3,4,5,6,8,11, EN61547, GB17743, GB17625.1	
Connection	Please refer to page 44	
Dimension (LxWxH)(mm)	252x 90x 43.8	262x 125x 43.8

HLG-320H-C Series (320W)

Model No.	Output	Io Tol.	Io Ripple	Effi.
HLG-320H-C700Ⓐ	214~428V, 700mA	±5%	5% max.	94.0%
HLG-320H-C1050Ⓐ	152~305V, 1050mA	±5%	5% max.	94.0%
HLG-320H-C1400Ⓐ	114~229V, 1400mA	±5%	5% max.	94.0%
HLG-320H-C1750Ⓐ	91~183V,1750mA	±5%	5% max.	94.0%
HLG-320H-C2100Ⓐ	76 ~ 152V, 2100mA	±5%	5% max.	94.0%
HLG-320H-C2800Ⓐ	57~114V, 2800mA	±5%	5% max.	94.0%
HLG-320H-C3500Ⓐ	46~91V, 3500mA	±5%	5% max.	94.0%

◯ = A, B, D2 or DA

HLG-480H-C Series (480W)

Model No.	Output	Io Tol.	Io Ripple	Effi.
HLG-480H-C1400Ⓐ	171~341V, 1400mA	±5%	5% max.	95.0%
HLG-480H-C1750Ⓐ	137~274V,1750mA	±5%	5% max.	95.0%
HLG-480H-C2100Ⓐ	114~229V, 2100mA	±5%	5% max.	95.0%
HLG-480H-C2800Ⓐ	85~171V, 2800mA	±5%	5% max.	95.0%
HLG-480H-C3500Ⓐ	68~137V, 3500mA	±5%	5% max.	95.0%

◯ = A, B, D2

*MEAN WELL Smart timer dimming primarily provides the adaptive proportion dimming profile for the output constant current level.

Globally Certified Cable Adoption for HLG/HLG-C

HLG-40H/60H Series

Connection	Input	SJTW 18AWGx3C (30cm)
	Output	A/D/Blank-Type: SVT 18AWGx2C (30cm); B-Type: SVT 18AWGx2C (30cm) + UL2517 18AWGx2C (30cm)

HLG-80H Series

Connection	Input	SJTW 18AWGx3C (30cm)
	Output	A/D/Blank-Type: SVT 18AWGx2C (30cm) ; B-Type: SVT 18AWGx2C (30cm) + UL2517 18AWGx2C (30cm)

HLG-100H/120H Series

Connection	Input	SJTW 18AWGx3C (30cm)
	Output	A/D/Blank-Type: SJTW 14AWGx2C (30cm) ; B-Type: SJTW 14AWGx2C (30cm) + SJTW 18AWGx2C (30cm)

HLG-150H/185H/240H Series

Connection	Input	SJOW 17AWG & H05RN-F 1.0mm² x3C (30cm); Terminal block for HLG-240H C-Type
	Output	▪ A/D/Blank-Type: SJOW 14AWGx2C (30cm) for 150H-12V, 185H-12~15V, 240H-12V~20V; SJOW 17AWG & H05RN-F1.0mm²x2C (30cm) for others ▪ B-Type: SJOW 14AWGx2C (30cm) + SJOW 17AWG & H05RN-F1.0mm²x2C (30cm) for 150H 12V, 185H-12~15V, 240H-12V~20V; SJOW 17AWG & H05RN-F1.0mm²x2C (30cm) + SJOW 17AWG& H05RN-F1.0mm²x2C (30cm) for others ▪ C-Type: Terminal block for HLG-240H C-Type

HLG-320H Series

Connection	Input	▪ A/B/D/Blank-Type: SJOW 17AWG & H05RN-F 1.0mm² x3C (30cm) ▪ C-Type: Terminal block
	Output	▪ A/D/Blank-Type: SJOW 14AWGx2C (30cm) for 12V~30V ; SJOW 17AWG & H05RN-F1.0mm²x2C (30cm) for others ▪ B-Type: SJOW 14AWGx2C (30cm) + SJOW 17AWG & H05RN-F1.0mm²x2C (30cm) for 12V~30V; SJOW 17AWG & H05RN-F1.0mm²x2C (30cm) + SJOW 17AWG & H05RN-F1.0mm²x2C (30cm) for others ▪ C-Type: Terminal block

HLG-480H Series

Connection	Input	A/B/D2/Blank-Type: SJOW 17AWGx3C & H05RN-F 3G 1.0mm²
	Output	▪ A/Blank-Type: SJOW 17AWGx2C & H05RN-F1.0mm² (30cm) + SJOW 17AWGx2C & H05RN-F1.0mm² (30cm) for 24~42V; SJOW 17AWGx2C & H05RN-F1.0mm² (30cm) for others ▪ B/D2-Type: SJOW 17AWGx2C & H05RN-F1.0mm² (30cm) + SJOW 17AWGx2C & H05RN-F1.0mm² (30cm) + SJOW 17AWGx2C & H05RN-F1.0mm² (33cm) for 24V~42V SJOW 17AWGx2C & H05RN-F1.0mm² (30cm) + SJOW 17AWGx2C & H05RN-F1.0mm² (33cm) for others

HLG-600H Series

Connection	Input	SJTW 18AWGx3C (30cm)
	Output	A-Type: SJTW 14AWGx2C (30cm) + SJTW 14AWGx2C (30cm) + UL2517 22AWGx3C(30cm) B-Type: SJTW 14AWGx2C (30cm) + SJTW 14AWGx2C (30cm) + UL2517 22AWGx3C(30cm) + UL2517 18AWGx2C (30cm)

HLG-60H/80H/120H-C Series

		HLG-60H/80H-C	HLG-120H-C
Connection	Input	SJTW 16AWGx3C(30cm)	
	Output	A&D-Type: SJTW 16AWGx2C(30cm) B-Type: SJTW 16AWGx2C(30cm)+ SJTW 16AWGx2C(30cm)	A&D-Type: STW 16AWGx2C(30cm) for HLG-120H-C350; SJTW 16AWGx2C(30cm) for others B-Type: STW 16AWGx2C(30cm) + SJTW 16AWGx2C(30cm) for HLG-120H-C350; SJTW 16AWGx2C(30cm) + SJTW 16AWGx2C(30cm) for others

HLG-185H/240H-C Series

		HLG-185H-C	HLG-240H-C
Connection	Input	SJOW 17AWG & H05RN-F1.0mm²x3C (30cm)	
	Output	★A/D-Type: SJOW 17AWG & H05RN-F1.0mm²x2C (30cm) ★B-Type: SJOW 17AWG & H05RN-F1.0mm²x2C (30cm)+ SJOW 17AWG & H05RN-F1.0mm²x2C (30cm)	A-Type: SJOW 17AWG & H05RN-F1.0mm²x2C (30cm) B/D2-Type: SJOW 17AWG & H05RN-F1.0mm²x2C (30cm)+ SJOW 17AWG & H05RN-F1.0mm²x2C (30cm)

★ For the output cable of HLG-185H-C500 & C700 and HLG-240H-C700, please refer to the specification.

HLG-320H/480H-C Series

		HLG-320H-C	HLG-480H-C
Connection	Input	SJOW 17AWG & H05RN-F1.0mm²x3C (30cm)	SJOW 17AWGx3C & H05RN-F 3G 1.0mm²x3C (30cm)
	Output	★A-Type: SJOW17AWG & H05RN-F1.0mm²x2C (30cm) ★B/DA/D2-Type: SJOW17AWG & H05RN-F1.0mm²x2C (30cm)+ SJOW17AWG & H05RN-F1.0mm²x2C (30cm)	A-Type: SOOW17AWG & H07RN-F1.0mm² (30cm) B/D2-Type: SOOW17AWG & H07RN-F1.0mm² (30cm)+ SOOW17AWG & H07RN-F1.0mm² (30cm)

★ For the output cable of HLG-320H-C700 & C1050 and HLG-480H-C1400 & C1750, please refer to the specification.

HVG series

65~100W Metal Case with PFC

Features

- Constant voltage+constant current modes
- 180~528VAC wide input range
- Class 2 power unit / Pass LPS
- Type HL LED Driver for use in Class I, Division 2 hazardous location luminaires (HVG-100)
- Suitable for dry, damp, and wet location
- Suitable for LED lighting and street lighting applications
- Protections: Short circuit / Over current / Over voltage / Over temperature
- Multiple models for choice:
  - **A-Type:** IP65 rated. Output voltage and constant current level can be adjusted through internal potentiometer
  - **B-Type:** IP67 rated and built-in 3 in 1 dimming function (0~10VDC, PWM signal, or resistance)
  - **D-Type (option):** IP67 rated. Timer dimming function, contact MEAN WELL for details
- 5 years warranty



HVG-65



HVG-100



AC input voltage range			180~528VAC (single phase); 254~747VDC	
AC inrush current (max.)			Cold start, 25A at 480VAC	Cold start, 25A at 480VAC
DC adjustment range			±10% rated output voltage (A-Type only)	
Current adjustment range			60%~100% via potentiometer (A-Type only)	55%~100% via potentiometer (A-Type only)
Over current protection			95%~108% constant current limiting, auto-recovery	
Over voltage protection			110%~140% rated output voltage	
Setup, rise, hold up time			400ms, 80ms, 16ms at full load and 347VAC/480VAC	500ms, 80ms, 30ms at full load and 347VAC/480VAC
Withstand voltage			I/P-O/P: 3.75kVAC, I/P-FG: 2kVAC, O/P-FG: 1.5kVAC	
Working temperature			-40~+70°C (refer to output derating curve)	
Safety standards			UL8750 approved	
EMC standards			EN55015, EN61000-3-2 class C, EN61000-3-3, EN61000-4-2,3,4,5,6,8,11, EN61547, FCC part 15 subpart B	
Connection	Input		UL rated, STW 18AWGx3C (30cm)	
	Output	A&D-Type	SVT 18AWGx2C (30cm)	
		B-Type	SVT 18AWGx2C (30cm)+UL2517 18AWGx2C (30cm)	
Dimension (LxWxH)(mm)			189x 61.5x 36.8	236x 68x 38.8

HVG-65 Series

0-10VDC (B-Type)

Model No.	Output	Tol.	R&N	Effi.
HVG-65-12Ⓐ	12V, 0~5A	±2.0%	120mV	86.5%
HVG-65-15Ⓐ	15V, 0~4.3A	±2.0%	150mV	87.5%
HVG-65-20Ⓐ	20V, 0~3.25A	±1.0%	150mV	88.5%
HVG-65-24Ⓐ	24V, 0~2.71A	±1.0%	150mV	89.0%
HVG-65-30Ⓐ	30V, 0~2.17A	±1.0%	200mV	89.0%
HVG-65-36Ⓐ	36V, 0~1.81A	±1.0%	200mV	89.5%
HVG-65-42Ⓐ	42V, 0~1.55A	±1.0%	300mV	89.5%
HVG-65-48Ⓐ	48V, 0~1.36A	±1.0%	300mV	90.0%
HVG-65-54Ⓐ	54V, 0~1.21A	±1.0%	300mV	90.0%

◯ = A , B or D

HVG-100 Series

Type HL, 0-10VDC (B-Type), (for 42~54V), (for 15~36V)

Model No.	Output	Tol.	R&N	Effi.
HVG-100-15Ⓐ	15V, 0~5A	±2.0%	150mV	89.0%
HVG-100-20Ⓐ	20V, 0~4.8A	±1.0%	150mV	90.0%
HVG-100-24Ⓐ	24V, 0~4A	±1.0%	150mV	91.0%
HVG-100-30Ⓐ	30V, 0~3.2A	±1.0%	200mV	91.0%
HVG-100-36Ⓐ	36V, 0~2.65A	±1.0%	200mV	90.5%
HVG-100-42Ⓐ	42V, 0~2.28A	±1.0%	200mV	90.5%
HVG-100-48Ⓐ	48V, 0~2A	±1.0%	200mV	91.0%
HVG-100-54Ⓐ	54V, 0~1.77A	±1.0%	200mV	91.0%

◯ = A , B or D

Features

- Constant voltage+constant current modes
- 180~528VAC wide input range
- Type HL LED Driver for use in Class I, Division 2 hazardous location luminaires
- Suitable for dry, damp, and wet location
- Suitable for LED lighting and street lighting applications
- Protections: Short circuit / Over current / Over voltage / Over temperature
- 5 years warranty
- Multiple models for choice:
  - **A-Type:** IP65 rated. Output voltage and constant current level can be adjusted through internal potentiometer
  - **B-Type:** IP67 rated and built-in 3 in 1 dimming function (0~10VDC, PWM signal, or resistance)
  - **D-Type (option):** IP67 rated. Timer dimming function, contact MEAN WELL for details (HVG-150 only)
  - **D2-Type (option):** IP67 rated. Smart timer dimming function* (HVG-240 only)



HVG-150

HVG-240



AC input voltage range			180~528VAC (single phase); 254~747VDC	
AC inrush current (max.)			Cold start, 35A at 480VAC	Cold start, 50A at 480VAC
DC adjustment range			±10% rated output voltage (A-Type only)	±7% rated output voltage (A-Type only)
Current adjustment range			55%~100% via potentiometer (A-Type only)	50%~100% via potentiometer (A-Type only)
Over current protection			95%~108% constant current limiting, auto-recovery	
Over voltage protection			110%~140% rated output voltage	
Over temperature protection			Shut down and latch off o/p voltage, re-power on to recover	
Setup, rise, hold up time			400ms, 80ms, 18ms at full load and 347VAC/480VAC	500ms, 150ms, 12ms at full load and 347VAC/480VAC
Withstand voltage			I/P-O/P: 3.75kVAC, I/P-FG: 2kVAC, O/P-FG: 1.5kVAC	
Working temperature			-40~+70°C (refer to output derating curve)	
Safety standards			UL8750 approved	
EMC standards			EN55015, EN61000-3-2 class C, EN61000-3-3, EN61000-4-2,3,4,5,6,8,11, EN61547, FCC part 15 subpart B	FCC Part 15 subpart B, EN61000-4-2,3,4,5,6,8,11, EN61547
Connection	Input		UL rated, STW 18AWGx3C (30cm)	
	Output	A&D-Type	SJTW 14AWGx2C (30cm)	
		B-Type	SJTW 14AWGx2C (30cm)+ UL2517 18AWGx2C (30cm)	SJTW 14AWGx2C (30cm)+ UL2517 22AWGx2C (30cm)
Dimension (LxWxH)(mm)			245x 68x 38.8	254.2x 68x 38.8

HVG-150 Series

Type HL | 0-10VDC (B-Type) | PFC | c UL us | FC

Model No.	Output	Tol.	R&N	Effi.
HVG-150-12Ⓐ	12V, 0~10A	±2.5%	150mV	87.0%
HVG-150-15Ⓐ	15V, 0~10A	±2.0%	150mV	89.0%
HVG-150-20Ⓐ	20V, 0~7.5A	±1.0%	150mV	90.5%
HVG-150-24Ⓐ	24V, 0~6.25A	±1.0%	150mV	91.0%
HVG-150-30Ⓐ	30V, 0~5A	±1.0%	200mV	91.0%
HVG-150-36Ⓐ	36V, 0~4.17A	±1.0%	200mV	91.0%
HVG-150-42Ⓐ	42V, 0~3.58A	±1.0%	200mV	91.0%
HVG-150-48Ⓐ	48V, 0~3.13A	±1.0%	200mV	91.5%
HVG-150-54Ⓐ	54V, 0~2.78A	±1.0%	200mV	91.5%

◯ = A , B or D

HVG-240 Series

Type HL | 0-10VDC (B-Type) | PFC | c UL us | FC

Model No.	Output	Tol.	R&N	Effi.
HVG-240-24Ⓐ	24V, 0~10A	±1%	150mV	92.5%
HVG-240-30Ⓐ	30V, 0~8A	±1%	200mV	92.5%
HVG-240-36Ⓐ	36V, 0~6.7A	±1%	250mV	93%
HVG-240-42Ⓐ	42V, 0~5.7A	±1%	250mV	93%
HVG-240-48Ⓐ	48V, 0~5A	±1%	250mV	92.5%
HVG-240-54Ⓐ	54V, 0~4.5A	±1%	350mV	93%

◯ = A , B or D2

*MEAN WELL Smart timer dimming primarily provides the adaptive proportion dimming profile for the output constant current level.

HVG series

320~480W Metal Case with PFC

Features

- Constant voltage+constant current modes
- 180~528VAC wide input range
- Type HL LED Driver for use in Class I, Division 2 hazardous location luminaires
- Suitable for dry, damp, and wet location
- Suitable for LED lighting and street lighting applications
- Protections: Short circuit / Over current / Over voltage / Over temperature
- Multiple models for choice:
  - **A-Type:** IP65 rated. Output voltage and constant current level can be adjusted through internal potentiometer
  - **B-Type:** IP67 rated and built-in 3 in 1 dimming function (0~10VDC, PWM signal, or resistance)
  - **D2-Type (option):** IP67 rated. Smart timer dimming function*, contact MEAN WELL for details
- 5 years warranty



HVG-320

HVG-480

			HVG-320	HVG-480
AC input voltage range			180~528VAC ; 254~747VDC	
AC inrush current (max.)			Cold start 50A at 480VAC	Cold start 40A at 480VAC
DC adjustment range			-10%~+8% rated output voltage (A-Type only)	
Current adjustment range			50%~100% via potentiometer (A-Type only)	
Over current protection			95%~108% constant current limiting, auto-recovery	
Over voltage protection			110%~140% shut down o/p voltage, re-power on to recover	
Over temperature protection			Shut down and latch off o/p voltage, re-power on to recover	
Setup, rise, hold up time			500ms, 150ms, 15ms at full load and 347VAC/480VAC	500ms, 80ms, 16ms at full load and 347VAC/480VAC
Withstand voltage			I/P-O/P: 3.75KVAC, I/P-FG:2KVAC, O/P-FG:1.5KVAC	
Working temperature			-40~+70°C (refer to output derating curve)	-40~+70°C (refer to output load vs temperature)
Safety standards			UL8750 approved	
EMC standards			FCC Part 15 subpart B, EN61000-4-2,3,4,5,6,8,11, EN61547	Compliance to FCC Part 15 Subpart B
Connection	Input		UL rated, STW 18AWGx3C (30cm)	
	Output	A-Type	SJTW 14AWGx2C (30cm)	
		B&D2-Type	SJTW 14AWGx2C (30cm) + UL2517 22AWGx2C (30cm)	
Dimension (LxWxH)(mm)			262x 90x 43.8	262x 125x 43.8

HVG-320 Series

Type HL | 0-10VDC (B-Type) | PFC | c UL us | FC

Model No.	Output	Tol.	R&N	Effi.
HVG-320-24Ⓐ	24V, 0~13.4A	±1%	150mV	92.5%
HVG-320-30Ⓐ	30V, 0~10.7A	±1%	200mV	93.0%
HVG-320-36Ⓐ	36V, 0~8.9A	±1%	250mV	93.5%
HVG-320-42Ⓐ	42V, 0~7.6A	±1%	250mV	93.5%
HVG-320-48Ⓐ	48V, 0~6.7A	±1%	250mV	94.0%
HVG-320-54Ⓐ	54V, 0~6A	±1%	350mV	94.0%

◯ = A , B or D2

HVG-480 Series

Type HL | 0-10VDC (B-Type) | PFC | c UL us | FC

Model No.	Output	Tol.	R&N	Effi.
HVG-480-24Ⓐ	24V, 0~20A	±1%	200mV	94.0%
HVG-480-30Ⓐ	30V, 0~16A	±1%	200mV	94.0%
HVG-480-36Ⓐ	36V, 0~13.3A	±1%	250mV	94.5%
HVG-480-42Ⓐ	42V, 0~11.4A	±1%	250mV	95.0%
HVG-480-48Ⓐ	48V, 0~10A	±1%	250mV	95.0%
HVG-480-54Ⓐ	54V, 0~8.9A	±1%	350mV	95.0%

◯ = A , B or D2

*MEAN WELL Smart timer dimming primarily provides the adaptive proportion dimming profile for the output constant current level.

HVGC series

65~150W Metal Case with PFC

Features

- Constant current mode
- 180~528VAC wide input range
- High efficiency up to 91%
- Type HL LED Driver for use in Class I, Division 2 hazardous location luminaires (HVGC-150)
- Suitable for dry, damp, and wet location
- Suitable for LED lighting and street lighting applications
- Protections: Short circuit / Over voltage / Over temperature
- Multiple models for choice:
  - **A-Type:** IP65 rated. Constant current level can be adjusted through internal potentiometer
  - **B-Type:** IP67 rated and built-in 3 in 1 dimming function (0~10VDC, PWM signal, or resistance)
  - **D-Type (option):** IP67 rated. Timer dimming function, contact MEAN WELL for details
- 5 years warranty



	HVGC-65	HVGC-100	HVGC-150
AC input voltage range	180~528VAC (single phase); 254~747VDC		
AC inrush current (max.)	Cold start, 25A at 480VAC		Cold start, 35A at 480VAC
Current adjustment range	60%~100% via potentiometer (A-Type only)		
Over voltage protection	105%~115% rated output voltage		
Setup time	400ms at 347VAC/480VAC	500ms at 347VAC/480VAC	400ms at 347VAC/480VAC
Withstand voltage	I/P-O/P: 3.75kVAC, I/P-FG: 2kVAC, O/P-FG: 1.5kVAC		
Working temperature	-40~+70°C (refer to output derating curve)		
Safety standards	HVGC-65: UL8750, ENEC EN61347-1, EN61347-2-13, EN62384 approved HVGC-100/150: UL8750, TUV EN61347-1, EN61347-2-13 approved		
EMC standards	EN55015, EN61000-3-2 class C, EN61000-3-3, EN61000-4-2,3,4,5,6,8,11, EN61547, FCC part 15 subpart B		
Connection – Input	UL rated, STW 18AWGx3C (30cm)		
Connection – Output – A&D-Type	SJTW 18AWGx2C (30cm)		STW 18AWGx2C (30cm)
Connection – Output – B-Type	SJTW 18AWGx2C (30cm)+UL2517 18AWGx2C (30cm)		STW 18AWGx2C (30cm)+ UL2517 18AWGx2C (30cm)
Dimension (LxWxH)(mm)	189x 61.5x 36.8	236x 68x 38.8	245x 68x 38.8

HVGC-65 Series

0-10VDC (B-Type)

Model No.	Output	Io Tol.	R&N	Effi.
HVGC-65-350Ⓐ	18~186V, 350mA	±5%	1.0V	90.0%
HVGC-65-500Ⓐ	13~130V, 500mA	±5%	0.7V	90.5%
HVGC-65-700Ⓐ	9~93V, 700mA	±5%	0.5V	90.5%
HVGC-65-1050Ⓐ	6~62V, 1050mA	±5%	0.3V	90.0%

◯ = A , B or D

HVGC-100 Series

0-10VDC (B-Type)

Model No.	Output	Io Tol.	R&N	Effi.
HVGC-100-350Ⓐ	29~285V, 350mA	±5%	1V	91%
HVGC-100-700Ⓐ	15~142V, 700mA	±5%	0.5V	91%

◯ = A , B or D

HVGC-150 Series

Type HL 0-10VDC (B-Type)

Model No.	Output	Io Tol.	R&N	Effi.
HVGC-150-350Ⓐ	42~428V, 350mA	±5%	2.0V	91%
HVGC-150-500Ⓐ	30~300V, 500mA	±5%	1.5V	91%
HVGC-150-700Ⓐ	21~215V, 700mA	±5%	1.0V	91%
HVGC-150-1050Ⓐ	15~143V, 1050mA	±5%	0.7V	90%
HVGC-150-1400Ⓐ	12~107V, 1400mA	±5%	0.5V	90%

◯ = A , B or D

HVGC series

240~480W Metal Case with PFC

Features

- Constant current mode (HVGC-240/320), Constant power mode (HVGC-480)
- 180~528VAC wide input range
- High efficiency up to 93.5%
- Type HL LED Driver for use in Class I, Division 2 hazardous location luminaires
- Suitable for dry, damp, and wet location
- Suitable for LED lighting and street lighting applications
- Protections: Short circuit / Over voltage / Over temperature
- Multiple models for choice:
  - **A-Type:** IP65 rated. Constant current level can be adjusted through internal potentiometer
  - **B-Type:** IP67 rated and built-in 3 in 1 dimming function (0~10VDC, PWM signal, or resistance)
  - **D2-Type (option):** IP67 rated. Smart timer dimming function*, contact MEAN WELL for details
- 5 years warranty

INPUT	ACL ACN FG
OUTPUT (Non-Dimming Models)	Vo- Vo+
OUTPUT (Dimming Models)	DIM+ DIM- Vo- Vo+

	HVGC-240	HVGC-320	HVGC-480
AC input voltage range	180~528VAC ; 254~747VDC		
AC inrush current (max.)	Cold start, 50A at 480VAC		Cold start, 40A at 480VAC
Current adjustment range	50%~100% via potentiometer (A-Type only)		
Over voltage protection	105%~110% shut down o/p voltage, re-power on to recover		
Setup time	500ms at 347VAC/480VAC		
Withstand voltage	I/P-O/P:3.75KVAC, I/P-FG:2KVAC, O/P-FG:1.5KVAC		
Working temperature	-40~+70°C (refer to output derating curve)		-40~+70°C (refer to output load vs temperature)
Safety standards	UL8750 approved		
EMC standards	FCC Part 15 subpart B, EN61000-4-2,3,4,5,6,8,11, EN61547		
Connection – Input	UL rated, STW 18AWGx3C (30cm)		
Connection – Output – A-Type	STW 18AWGx2C (30cm)		SJTW 14AWGx2C (30cm)
Connection – Output – B&D2-Type	STW 18AWGx2C (30cm) + UL2517 22AWGx2C (30cm)		SJTW 14AWGx2C (30cm) + UL2517 22AWGx2C (30cm)
Dimension (LxWxH)(mm)	254.2x 68x 38.8	262x 90x 43.8	262x 125x 43.8

HVGC-240 Series

Type HL | 0-10VDC (B-Type) | PFC | c UL us | FC

Model No.	Output	Io Tol.	Io Ripple	Effi.
HVGC-240-700Ⓐ	171.4~342.8V, 700mA	±5%	5% max.	93.5%
HVGC-240-1050Ⓐ	114.3~228.6V, 1050mA	±5%	5% max.	93.0%
HVGC-240-1400Ⓐ	85.7~171.4V, 1400mA	±5%	5% max.	93.0%
HVGC-240-1750Ⓐ	68.5~137.1V, 1750mA	±5%	5% max.	93.0%
HVGC-240-2100Ⓐ	57.2~114.3V, 2100mA	±5%	5% max.	92.5%
HVGC-240-2800Ⓐ	42.9~85.7V, 2800mA	±5%	5% max.	92.5%
HVGC-240-3500Ⓐ	34.3~68.6V, 3500mA	±5%	5% max.	92.5%

◯ = A , B or D2

HVGC-320 Series

Type HL | 0-10VDC (B-Type) | PFC | c UL us | FC

Model No.	Output	Io Tol.	Io Ripple	Effi.
HVGC-320-700Ⓐ	214~428V,700mA	±5%	5% max.	93.5%
HVGC-320-1050Ⓐ	152.4~304.8V,1050mA	±5%	5% max.	93.5%
HVGC-320-1400Ⓐ	114.3~228.6V,1400mA	±5%	5% max.	93.5%
HVGC-320-1750Ⓐ	91.4~182.8V,1750mA	±5%	5% max.	93.5%
HVGC-320-2100Ⓐ	76.2~152.4V,2100mA	±5%	5% max.	93.5%
HVGC-320-2800Ⓐ	57~114.3V,2800mA	±5%	5% max.	93.5%
HVGC-320-3500Ⓐ	45.7~91.4V,3500mA	±5%	5% max.	93%

◯ = A , B or D2

HVGC-480 Series

Type HL | 0-10VDC (B-Type) | PFC

UL/CUL/TUV/CE/FCC pending

Model No.	Output	Io Tol.	Io Ripple	Effi.
HVGC-480-1400Ⓐ	171~343V,1400mA	±5%	5% max.	95%
HVGC-480-1750Ⓐ	137~274V,1750mA	±5%	5% max.	95%
HVGC-480-2100Ⓐ	114~229V,2100mA	±5%	5% max.	95%
HVGC-480-2800Ⓐ	85~171V,2800mA	±5%	5% max.	94%
HVGC-480-3500Ⓐ	68~137V,3500mA	±5%	5% max.	94%

◯ = A , B or D2

*MEAN WELL Smart timer dimming primarily provides the adaptive proportion dimming profile for the output constant current level.

HBG series

60~160W Circular Shape with PFC

Features

- Constant current mode (HBG-60/100)
  Constant voltage+constant current modes (HBG-160)
- Universal AC input / Full range
- High efficiency up to 93.5%
- Patented metal housing design for HBG-100/160
  (Patent No.: CN201220314551)
  Fully isolated plastic case (HBG-60)
- Type HL LED Driver for use in Class I, Division 2 hazardous location luminaires (HBG-100/160)
- Isolation class II, no F.G. (HBG-60)
- Class 2 power unit (HBG-60)
- Suitable for dry, damp, and wet location
- Protections: Short circuit / Over current / Over voltage / Over temp. (Short circuit / Over temp. for HBG-60)
- Multiple models for HBG-100/160
  A-Type: IP65 rated. Constant current level can be adjusted through internal potentiometer
  B-Type: IP67 rated and built-in 3 in 1 dimming function (1~10VDC, PWM signal, or resistance)
  Blank-Type: IP67 rated. Cable for I/O connection
  DA-Type: IP67 rated. DALI control technology
- 5 years warranty

INPUT (HBG-60)	ACL, ACN
INPUT (HBG-100/160/240)	ACL, ACN, FG
OUTPUT (Non-Dimming Models)	Vo-, Vo+
OUTPUT (Dimming Models)	DIM+, DIM-, Vo-, Vo+

	HBG-60	HBG-100 NEW HBG-100(DA)	HBG-160 NEW HBG-160(DA)
AC input voltage range	90~295VAC ; 127~417VDC	90~305VAC ; 127~431VDC	
AC inrush current (max.)	Cold start, 45A at 230VAC	Cold start, 60A at 230VAC	Cold start, 65A at 230VAC
Setup, rise, hold up time	500ms at 230VAC for setup time	500ms, 80ms, 12ms at full load and 230VAC	500ms, 200ms, 12ms at full load and 230VAC
Withstand voltage	I/P-O/P: 3.75kVAC	I/P-O/P: 3.75kVAC, I/P-FG: 2kVAC, O/P-FG: 1.5kVAC	
Working temperature	-40~+70°C	-40~+60°C (refer to output derating curve)	
Safety standards	UL8750, ENEC EN61347-1, EN61347-2-13, EN62384 , GB19510.14, GB19510.1 approved		UL8750, TUV EN61347-1, EN61347-2-13, GB19510.14, GB19510.1 approved, design refer to TUV EN60950
EMC standards	EN55015, EN61000-3-2 Class C, EN61000-3-3, EN61000-4-2,3,4,5,6,8,11; EN61547, GB17743, GB17625.1		
Connection – Input	SJTW 18AWGx2C (30cm)	SJTW 18AWGx3C (30cm)	
Connection – Output	SVT 18AWGx2C (20cm)	A & Blank Type: SJTW 18AWGx2C (20cm) B Type: SJTW 18AWGx2C (20cm) + UL2517 22AWGx2C (30cm)	A & Blank Type: SJTW 18AWGx2C (20cm) B Type: SJTW 18AWGx2C (20cm) + SVT 18AWGx2C (30cm)
Dimension (DxH)(mm)	ϕ110x 60.5	ϕ130x 66.5	ϕ151.68x 66.5

HBG-60 Series (C.C. mode)

Model No.	Output	Io Tol.	Effi.
HBG-60-1050	37~55V, 1050mA	±5%	90%
HBG-60-1400	28~43V, 1400mA	±5%	89%
HBG-60-2100	19~29V, 2100mA	±5%	89%

HBG-100 Series (C.C. mode)

(for 24V/36V) (for 48V/60V) (optional) (B-Type)

Model No.	Output	Tol.	Effi.
HBG-100-24Ⓐ	24V, 0~4A	±2%	90.5%
HBG-100-36Ⓐ	36V, 0~2.7A	±2%	91.0%
HBG-100-48Ⓐ	48V, 0~2A	±2%	91.0%
HBG-100-60Ⓐ	60V, 0~1.6A	±2%	91.5%

◯ = A, B, DA or Blank

HBG-160 Series

(B-Type) (optional)

Model No.	Output	Tol.	Effi.
HBG-160-24Ⓐ	24V, 0~6.5A	±2%	92.0%
HBG-160-36Ⓐ	36V, 0~4.4A	±2%	92.0%
HBG-160-48Ⓐ	48V, 0~3.3A	±2%	93.0%
HBG-160-60Ⓐ	60V, 0~2.6A	±2%	93.5%

◯ = A, B, DA or Blank

Features

- Constant voltage+constant current modes
- Universal AC input (up to 305VAC)
- High efficiency up to 93.5%
- Patented metal housing design (Patent No.: CN201220314551)
- Suitable for dry, damp, and wet location
- Protections: Short circuit / Over current / Over voltage / Over temperature
- Optional CCC & RCM models available
- 5 years warranty
- Multiple models for choice:
  A-Type: IP65 rated. Constant current level can be adjusted through internal potentiometer
  B-Type: IP67 rated and built-in 3 in 1 dimming function (1~10VDC, PWM signal, or resistance)
  AB-Type: IP65 rated. Constant current level can be adjusted through internal potentiometer, 3 in 1 dimming function (200W only)
  Blank-Type: IP67 rated. Cable for I/O connection
  DA-Type: IP67 rated. DALI control technology

		HBG-200(DA)	HBG-240 NEW HBG-240(DA)
INPUT	ACL ACN FG		
INPUT	DIM- DIM+		
OUTPUT	Vo- Vo+		

AC input voltage range		90~305VAC ; 127~431VDC	
AC inrush current (max.)		Cold start, 85A at 230VAC	Cold start, 75A at 230VAC
Setup, rise, hold up time		500ms, 200ms/230VAC; 2500ms, 200ms/115VAC	
Withstand voltage		I/P-O/P: 3.75kVAC, I/P-FG: 2kVAC, O/P-FG: 0.5kVAC	I/P-O/P: 3.75kVAC, I/P-FG: 2kVAC, O/P-FG: 1.5kVAC
Working temperature		-40~+60°C (refer to output derating curve)	
Safety standards		UL8750, ENEC EN61347-1, EN61347-2-13, EN62384, GB19510.14, GB19510.1	UL8750, ENEC EN61347-1, EN61347-2-13, EN62384 approved
EMC standards		EN55015, EN61000-3-2 Class C, EN61000-3-3, EN61000-4-2,3,4,5,6,8,11, EN61547	
Connection	Input	SJOW 17AWGx3C (30cm)	SJTW 18AWGx3C (30cm)
	Output	A & Blank-Type: SJOW 17AWGx3C (30cm) B & AB & DA-Type: SJOW 17AWGx2C (20cm)+ SVT 18AWGx2C (30cm)	A & Blank-Type: SJTW 14AWGx2C (30cm) B&DA-Type : SJTW 14AWGx2C (30cm) + SVT 18AWGx2C (30cm)
Dimension (DxH)(mm)		ϕ151.68x 66.5	ϕ191.5x 69

HBG-200 Series

0-10VDC (B-Type) PFC c UL us 17 CCC S&E (optional) CB CE

Model No.	Output	Tol.	Effi.
HBG-200-36Ⓐ	36V, 0~5.5A	±2%	92%
HBG-200-48Ⓐ	48V, 0~4.1A	±2%	93%
HBG-200-60Ⓐ	60V, 0~3.3A	±2%	93.5%

◯ = A, B, AB, DA or Blank

HBG-240 Series

1-10VDC (B-Type) PFC c UL us 17 CCC S&E (optional) CB CE

Model No.	Output	Tol.	Effi.
HBG-240-24Ⓐ	24V, 0~10A	±2%	92.5%
HBG-240-36Ⓐ	36V, 0~6.7A	±2%	92.5%
HBG-240-48Ⓐ	48V, 0~5A	±2%	93.0%
HBG-240-60Ⓐ	60V, 0~4A	±2%	93.5%

◯ = A, B, DA or Blank

FDL series

65~100W Metal Case with PFC

Features

- Constant current mode (FDL-65)
  Constant power mode (FDLC-70/100)
- 1-stage PFC
- IP65 design
- No load power consumption <0.5W
- Suitable for LED flood light, moving sign
- Protections: Short circuit / Over voltage / Over temperature (FDL-65)
  Short circuit / Over temperature (FDL-70/100)
- 3 years warranty



FDL-65	FDLC-70	FDLC-100

AC input voltage range	180~295VAC; 254 ~ 417VDC	
Over voltage protection	90%~105% rated output voltage	
Over temp. protection	Hiccup mode, auto-recovery after fault condition is removed	
Withstand voltage	I/P-O/P:3.75KVAC, I/P-FG:2KVAC, O/P-FG:1.5KVAC	
Working Temperature	-40 ~ +70°C (Refer to "Derating Curve")	-30 ~ +70°C (Refer to "Derating Curve")
Safety Standards	LVD EN61347-1, EN61347-2-13, GB19510.1, GB19510.14 approved	
EMC Standards	EN55015, EN61000-3-2 Class C , EN61000-3-3, EN61547,GB17743, GB17625.1, EN61000-4-2,3,4,5,6,8,11	
Dimension (LxWxH)(mm)	151x 53x 31.5	175x 53x 31.5

FDL-65 Series

Model No.	Output	Io	Tol.	Effi.
FDL-65-1550	25.2~42V	770~1550mA	±5%	90%
FDL-65-1800	21.6~36V	900~1800mA	±5%	90%

FDLC-70 Series

CCC/CE pending

Model No.	Output	Tol.	Effi.
FDLC-70	30~48V	±8%	90%

FDLC-100 Series

CCC/CE pending

Model No.	Output	Tol.	Effi.
FDLC-100	30~48V	±8%	90%

FDLC-150 Series

Under Development

150W Metal Case with PFC

- Constant power mode output
- Built-in active PFC function
- No load power consumption <0.5W
- Output current adjustable via potentiometer
- Metal housing design
- IP65rating for indoor or outdoor installations
- Dimension(LxWxH): 175x53x 31.5mm
- 3 years warranty

CEN series

60~96W Metal Case with PFC

Features

- Constant current mode
- Universal AC input (up to 295VAC) / Full range
- Meet 4kV surge immunity level (IEC61000-4-5)
- IP66 design
- Class 2 power unit / Pass LPS
- Suitable for dry, damp, and wet location
- Suitable for LED lighting and moving sign applications
- Protections:
  Short circuit / Over current / Over voltage / Over temperature
- 3 years warranty



	CEN-60/75	CEN-100

AC input voltage range		90~295VAC ; 127~417VDC	
AC inrush current (max.)		Cold start, 45A at 230VAC	
DC adjustment range		±10% rated output voltage	
Current adjustment range		75%~100%	65%~100%
Over current protection		95%~110% constant current limiting, auto-recovery	
Over voltage protection		110%~140% rated output voltage	110%~135% rated output voltage
Over temp. protection		Shut down o/p voltage, re-power on to recover	
Setup time		500ms at full load and 230VAC, no hold up time	500ms at full load and 230VAC, no hold up time
Withstand voltage		I/P-O/P: 3.75kVAC, I/P-FG: 2kVAC, O/P-FG: 1.5kVAC	
Working temperature		-30~+70°C (refer to output derating curve)	
Safety standards		UL8750, UL879 (except for CEN-100), TUV EN61347-1, EN61347-2-13, PSE J61347-1, J61347-2-13, GB19510.14, GB19510.1 approved	
EMC standards		EN55015, EN61000-3-2 class C, EN61000-3-3, EN61000-4-2,3,4,5,6,8,11, EN61547, GB17743, GB17625.1	
Connection	Input	UL rated, SJTW 18AWGx3C (30cm)	
	Output	UL rated, SVT 18AWGx2C (30cm)	
Dimension (LxWxH) (mm)		185x 62.5x 40.5	195x 62.5x 40.5

CEN-60 Series

(optional)

Model No.	Output	Tol.	R&N	Effi.
CEN-60-12	12V, 0~5.0A	±10%	2.0V	86%
CEN-60-15	15V, 0~4.0A	±10%	2.4V	87%
CEN-60-20	20V, 0~3.0A	±10%	1.8V	88%
CEN-60-24	24V, 0~2.5A	±10%	2.4V	89%
CEN-60-30	30V, 0~2.0A	±10%	3.0V	90%
CEN-60-36	36V, 0~1.7A	±10%	3.6V	90%
CEN-60-42	42V, 0~1.45A	±10%	4.0V	90%
CEN-60-48	48V, 0~1.3A	±10%	4.6V	91%
CEN-60-54	54V, 0~1.15A	±10%	5.0V	91%

CEN-75 Series

(optional)

Model No.	Output	Tol.	R&N	Effi.
CEN-75-15	15V, 0~5.00A	±10%	2.7V	87%
CEN-75-20	20V, 0~3.75A	±10%	2.0V	88%
CEN-75-24	24V, 0~3.15A	±10%	2.7V	89%
CEN-75-30	30V, 0~2.50A	±10%	3.0V	90%
CEN-75-36	36V, 0~2.10A	±10%	3.6V	90%
CEN-75-42	42V, 0~1.80A	±10%	4.0V	90%
CEN-75-48	48V, 0~1.57A	±10%	4.6V	91%
CEN-75-54	54V, 0~1.40A	±10%	5.0V	91%

CEN-100 Series

(optional)

(for 48V/54V) (for 20~42V)

Model No.	Output	Tol.	R&N	Effi.
CEN-100-20	20V, 0~4.80A	±10%	2.0V	88%
CEN-100-24	24V, 0~4.00A	±10%	2.7V	89%
CEN-100-30	30V, 0~3.20A	±10%	3.0V	90%
CEN-100-36	36V, 0~2.65A	±10%	3.6V	90%
CEN-100-42	42V, 0~2.28A	±10%	4.0V	90%
CEN-100-48	48V, 0~2.00A	±10%	4.6V	91%
CEN-100-54	54V, 0~1.77A	±10%	5.0V	91%

CLG series

60~150W Metal Case with PFC

Features

- Constant voltage + constant current modes
- Universal AC input (up to 295VAC) / Full range
- Meet 4kV surge immunity level (IEC 61000-4-5)
- Class 2 power unit / Pass LPS (CLG-60/100)
- Suitable for LED lighting, street lighting and moving sign applications
- Protections:
  Short circuit / Over current / Over voltage / Over temperature
- Multiple models for CLG-150 :
  A-Type: IP65 rated. Output voltage and constant current level can be adjusted through internal potentiometer
  B-Type: IP67 rated. Constant current level adjustable through output cable
  C-Type: Non IP. Terminal block for I/O connection
  Blank-Type: IP67 rated. Cable for I/O connection
- 3 years warranty

		CLG-60	CLG-100	CLG-150
INPUT	ACL ACN FG			
OUTPUT	Vo- Vo+			
OUTPUT (CLG-150B)	ADJ1 ADJ2 Vo- Vo+			

AC input voltage range		90~295VAC; 127~417VDC		
AC inrush current (max.)		Cold start, 35A at 230VAC	Cold start, 40A at 230VAC	Cold start, 65A at 230VAC
DC adjustment range		Fixed. Can be modified between 90%~110% (CLG-60) or 85%~100% (CLG-100) rated output voltage		Can be adjusted between 85%~110% by internal potentiometer (A and C-Type)
Current adjustment range		Fixed. Can be modified between 75%~103% rated output current		Can be adjusted between 50%~100% by internal potentiometer (A and C-Type) or through output cable (B-Type)
Over current protection		95%~110% constant current, auto-recovery	95%~102% constant current, auto-recovery	95%~108% constant current limiting, auto-recovery
Over voltage protection		110%~140% rated output voltage		110%~145% rated output voltage
Setup, rise, hold up time		500ms(setup time), no hold up time	500ms, 80ms, 60ms at full load and 230VAC	500ms, 80ms, 16ms at full load and 230VAC
Withstand voltage		I/P-O/P: 3.75kVAC, I/P-FG: 2kVAC, O/P-FG: 1.5kVAC		
Working temperature		-30~+70°C (refer to output derating curve)		
Safety standards		UL1310, UL8750, UL879, TUV EN61347-1, EN61347-2-13, PSE J61347-1, J61347-2-13, GB19510.14, GB19510.1 approved; TUV EN60950-1 for CLG-100 only		UL60950-1, UL1012, UL8750, UL879, TUV EN60950-1, GB19510.14, GB19510.1, TUV EN61347-1, EN61347-2-13(except for C-Type), PSE J61347-1, J61347-2-13(except for C-Type) approved
EMC standards		EN55015, EN55032 class B, EN61000-3-2 class C, EN61000-3-3, EN61000-4-2,3,4,5,6,8,11, EN61547, GB17743, GB17625.1		
Connection	Input	UL rated, SJTW 18AWGx3C (30cm)		UL rated, SJTW 18AWGx3C (30cm); Terminal block for C type
	Output	UL rated, SVT 18AWGx2C (30cm)		A & Blank-Type : SJTW 14AWGx2C (30cm) B-Type: SJTW 14AWGx2C (30cm)+18AWGx2C (30cm) C-Type: Terminal block
Dimension (LxWxH)(mm)		195.6x 61.5x 38.8	222.2x 68x 38.8	A/B/Blank-Type: 222.2x 68x 38.8; C-Type: 229x 68x 38.8
Packing		0.86kg ; 16pcs / 14.8kg	1.0kg ; 12pcs / 13kg	1.0kg ; 12pcs / 13kg

CLG-60 Series

(for 48V only) (for 12~36V) (optional)

Model No.	Output	Tol.	R&N	Effi.
CLG-60-12	12V, 0~5.0A	±10%	2.0V	85.0%
CLG-60-15	15V, 0~4.0A	±10%	2.4V	86.0%
CLG-60-20	20V, 0~3.0A	±10%	1.8V	87.5%
CLG-60-24	24V, 0~2.5A	±10%	2.7V	87.0%
CLG-60-27	27V, 0~2.3A	±10%	2.7V	88.0%
CLG-60-36	36V, 0~1.7A	±10%	3.6V	89.0%
CLG-60-48	48V, 0~1.3A	±10%	4.6V	89.0%

CLG-100 Series

(optional)

Model No.	Output	Tol.	R&N	Effi.
CLG-100-12	12V, 0~5.00A	±3%	150mV	83.0%
CLG-100-15	15V, 0~5.00A	±3%	150mV	85.0%
CLG-100-20	20V, 0~4.80A	±3%	150mV	88.5%
CLG-100-24	24V, 0~4.00A	±3%	150mV	88.5%
CLG-100-27	27V, 0~3.55A	±3%	150mV	88.0%
CLG-100-36	36V, 0~2.65A	±2%	150mV	88.0%
CLG-100-48	48V, 0~2.00A	±2%	200mV	88.5%

CLG-150 Series

(except for C-Type) (except for C-Type) (optional)

Model No.	Output	Tol.	R&N	Effi.
CLG-150-12 A	12V, 0~11.0A	±2%	150mV	88%
CLG-150-15 A	15V, 0~9.50A	±2%	150mV	88%
CLG-150-20 A	20V, 0~7.50A	±2%	150mV	90%
CLG-150-24 A	24V, 0~6.30A	±1%	150mV	90%
CLG-150-30 A	30V, 0~5.00A	±1%	150mV	91%
CLG-150-36 A	36V, 0~4.20A	±1%	150mV	91%
CLG-150-48 A	48V, 0~3.20A	±1%	200mV	91%

□= A, B, C or blank

Features

- Constant power mode (Full power at 70~100% current)
- Linear metal housing
- SELV and Isolated
- Flicker-Free
- No load power consumption<0.5W
- Push terminal style I/O
- Protections: Short circuit / Over temperature
- Multiple modles for choice:
  Blank-Type: IP65 rated and without dimming function
  B-Type: IP65 rated and built-in 3 in 1 dimming function
  (0~10VDC, PWM signal or resistance)
  DA-Type: IP65 rated and built-in DALI interface,
  push dimming function
- Output current level can be adjusted
- Built-in temperature compensation function by external NTC
- 5 years warranty

LDC-35(DA)	LDC-55(DA)	LDC-80(DA)

AC input voltage range	180~264VAC; 254 ~ 373VDC		
AC inrush current (max.)	Cold start, 65A at 230VAC		
Setup time	500ms at 230VAC		
Short circuit protection	Constant current limiting or hiccup mode, auto-recovery		
Over temp. protection	Shut down o/p voltage, re-power on to recover		
Withstand voltage	I/P-O/P:3.75KVAC, I/P-FG:2KVAC, O/P-FG:1.5KVAC		
Working temperature	Tcase=-25~+90°C		
Safety standards	Design refer to UL8750, ENEC EN61347-1, EN61347-2-13, EN62384, GB19510.14, GB19510.1		
DALI standards	Design refer to IEC62386-101, 102, 207 (DA-Type only)		
EMC standards	EN55015, EN61000-3-2 Class C, EN61000-3-3, EN61000-4-2,3,4,5,6,8,11, EN61547, GB17743, GB17625.1		
Dimension (LxWxH)(mm)	280x 30x 21	320x 30x 21	360x 30x 21

LDC-35(DA)

UL/CUL/ENEC/CCC/CB/CE pending

Model No.	Output	Io Tol.	Effi.
LDC-35□	27~57V, 300~1000mA	5%	90%

□ = Blank, B or DA

LDC-55(DA)

UL/CUL/ENEC/CCC/CB/CE pending

Model No.	Output	Io Tol.	Effi.
LDC-55□	27~57V, 500~1600mA	5%	90%

□ = Blank, B or DA

LDC-80(DA)

UL/CUL/ENEC/CCC/CB/CE pending

Model No.	Output	Io Tol.	Effi.
LDC-80□	27~57V, 700~2100mA	5%	90%

□ = Blank, B or DA

CP Curve

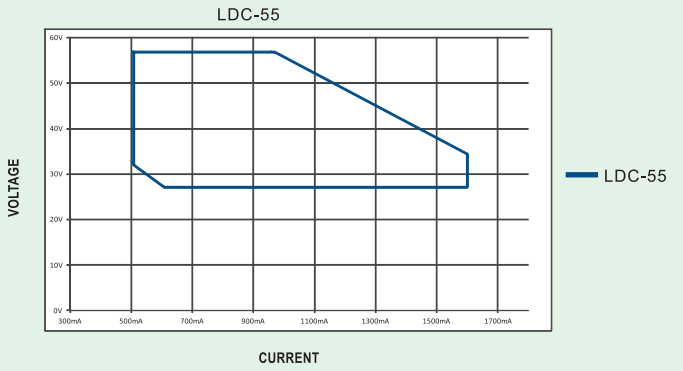

HSG-70 series — 70W Rectangular Metal Case

- Constant voltage + constant current modes
- Output current adjustable through internal potentiometer
- Built-in active PFC function
- IP65 design
- Suitable for LED lighting and moving sign applications
- Protections:
  Short circuit / Over current / Over voltage / Over temperature
- 3 years warranty

AC input voltage range		90~305VAC; 127~431VDC
Current adjustment range		60%~100%
Over current protection		95%~108% constant current limiting
Over voltage protection		112%~140% rated output voltage
Withstand voltage		I/P-O/P: 3.75kVAC, I/P-FG: 2kVAC, O/P-FG: 0.5kVAC
Working temperature		-40~+70°C (refer to output derating curve)
Safety standards		GB19510.14, GB19510.1; design refer to UL 8750, EN61347-1, EN61347-2-13
EMC standards		EN55015, EN61000-3-2 class C, EN61000-3-3, EN61547, EN61000-4-2,3,4,5,6,8,11, GB17743, GB17625.1
Connection	Input	H05RN-F 1.0mm²x3C (30cm)
	Output	CCC 1.5mm²x2C (30cm)
Dimension (LxWxH)(mm)		127.2x 90x 38.8

Model No.	Output	Tol.	R&N	Effi.
HSG-70-12	12V, 0~5A	±2.5%	150mV	88%
HSG-70-18	18V, 0~4A	±2.0%	200mV	89%
HSG-70-24	24V, 0~3A	±1.0%	200mV	89%

Model No.	Output	Tol.	R&N	Effi.
HSG-70-36	36V, 0~2A	±1.0%	200mV	90%
HSG-70-48	48V, 0~1.5A	±1.0%	200mV	90%

ULP-150 series — 150W U-Bracket Single Output with PFC

- Constant voltage mode
- High efficiency up to 93%
- U-bracket low profile: 33mm
- Protections:
  Short circuit / Overload / Over voltage / Over temperature
- Cooling by free air convection
- 3 years warranty

AC input voltage range	90~295VAC; 127~417VDC
AC inrush current (max.)	Cold start, 65A at 230VAC
Overload protection	130%~185% hiccup mode, auto-recovery
Over voltage protection	110%~135% rated output voltage
Setup, rise, hold up time	500ms, 100ms, 16ms at full load and 230VAC
Withstand voltage	I/P-O/P: 3.75kVAC, I/P-FG: 2kVAC, O/P-FG: 0.5kVAC
Working temperature	-30~+70°C (refer to output derating curve)
Safety standards	Design refer to UL8750, EN61347-1, EN61347-2-13
EMC standards	EN55015, EN61000-3-2 class C, EN61000-3-3, EN61547, EN61000-4-2,3,4,5,6,8,11
Dimension (LxWxH)(mm)	215x 6.7x 33

Model No.	Output	Tol.	R&N	Effi.
ULP-150-12	12V, 0~12.5A	±2%	100mV	91.5%
ULP-150-15	15V, 0~10A	±2%	150mV	91.5%
ULP-150-24	24V, 0~6.3A	±2%	150mV	93.0%

Model No.	Output	Tol.	R&N	Effi.
ULP-150-36	36V, 0~4.2A	±2%	250mV	93.0%
ULP-150-48	48V, 0~3.2A	±2%	250mV	93.0%

PCB Type

(with PFC)

58 HBG-P Series (60~240W)

59 IDPV Series (25~65W)

60 IDPC Series (25~65W)

61 PLP Series (20~60W)

62 HLP Series (40~80W)

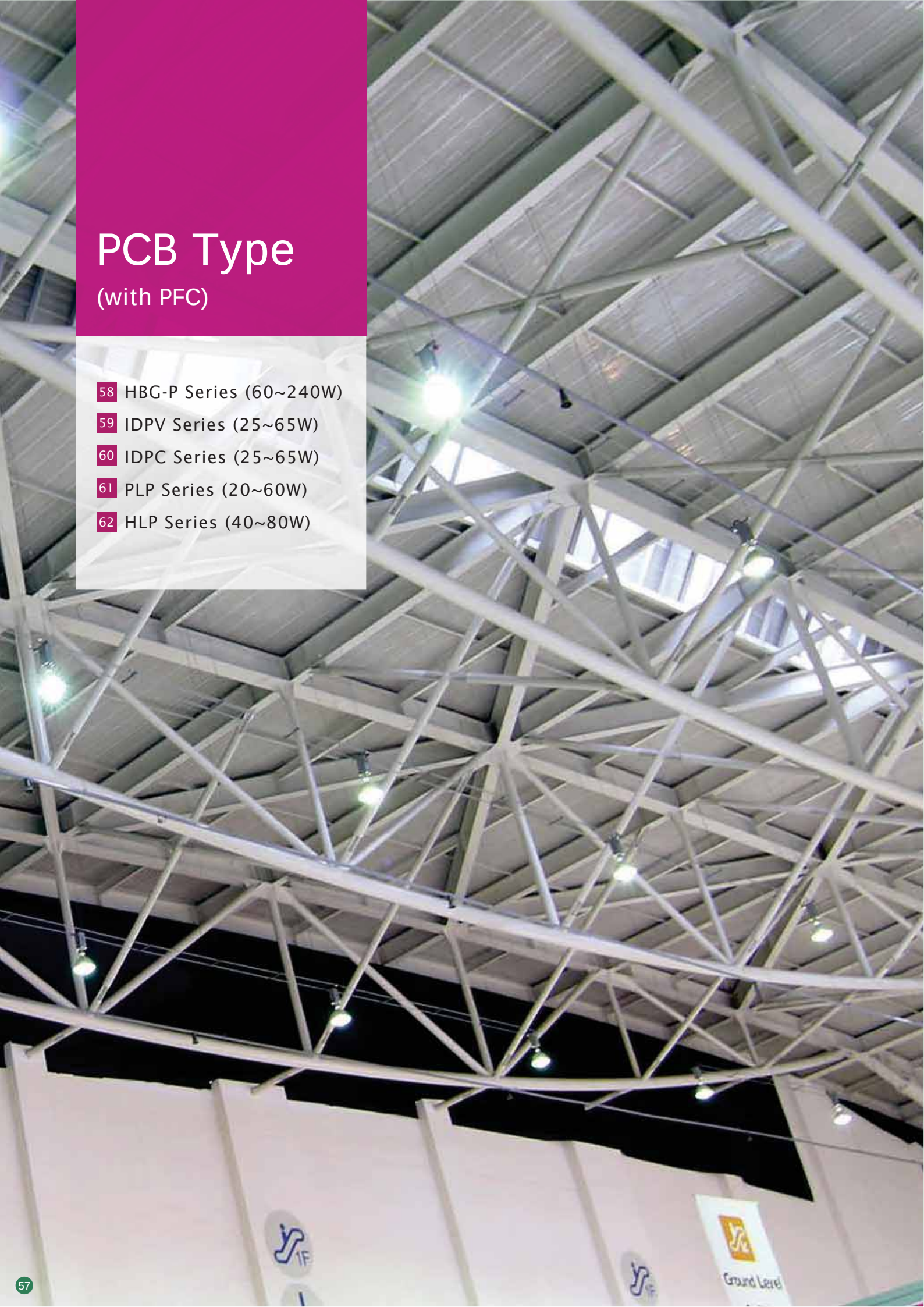

HBG-P series

60~240W Circular Shape PCB with PFC

Features

- Constant current mode (HBG-60P/100P)
  Constant voltage+constant current modes (HBG-160P/240P)
- Universal AC input (up to 305VAC) /
  Full range (up to 295VAC for HBG-60P)
- High efficiency up to 93.5%
- Class II power unit, no F.G. (HBG-60P)
- Class 2 power unit (HBG-60P)
- Suitable for dry, damp, and wet location
- Protections: Short circuit / Over temperature
- Multiple models for HBG-100P/160P/240P
  A-Type: Constant current level can be adjusted through internal potentiometer
  B-Type: Built-in 3 in 1 dimming function (1~10VDC, PWM signal, or resistance)
  DA-Type: DALI control technology
- 5 years warranty

		HBG-60-P	NEW HBG-100P / NEW HBG-100PDA	NEW HBG-160P / NEW HBG-160PDA	NEW HBG-240P
INPUT (HBG-60P)	ACL, ACN				
INPUT (HBG-100P/160P/240P)	ACL, ACN, FG				
OUTPUT (Non-Dimming Models)	Vo-, Vo+				
OUTPUT (Dimming Models)	DIM+, DIM-, Vo+, Vo-				

AC input voltage range		90~295VAC ; 127~417VDC	90~305VAC ; 127~431VDC		
AC inrush current (max.)		Cold start, 45A at 230VAC	Cold start, 60A at 230VAC	Cold start, 65A at 230VAC	Cold start, 75A at 230VAC
Over temp. protection		Shut down o/p voltage, re-power on to recover		Shut down o/p voltage, auto-recovery	
Setup, rise, hold up time		500ms at 230VAC for setup time	500ms, 80ms, 12ms at full load and 230VAC	500ms, 200ms, 12ms at full load and 230VAC	500ms, 120ms, 15ms at full load and 230VAC
Withstand voltage		I/P-O/P: 3.75kVAC			
Working temperature		-40~+70°C	-40~+45°C (refer to output derating curve)		
Safety standards		UL8750, ENEC EN61347-1, EN61347-2-13, EN62384, GB19510.14, GB19510.1 approved			
EMC standards		EN55015, EN61000-3-2 Class C, EN61000-3-3, EN61000-4-2,3,4,5,6,8,11, EN61547, GB17743, GB17625.1			
Connection	Input	UL1015 18AWGx2C (30cm)	SJTW 18AWGx3C (30cm)		
	Output	UL1015 18AWGx2C (30cm)	A Type: SJTW 18AWGx2C (20cm) B Type: SJTW 18AWGx2C (20cm) + UL2517 22AWGx2C (30cm)	A Type: SJTW 18AWGx2C (20cm) B Type: SJTW 18AWGx2C (20cm) + SVT 18AWGx2C (30cm)	A Type: SJTW 14AWGx2C (30cm) B Type: SJTW 14AWGx2C (30cm) + SVT 18AWGx2C (30cm)
Dimension (DxH)(mm)		ϕ99x 26	ϕ104x 34	ϕ124.6x 34	ϕ144x 31

HBG-60-P Series (C.C. mode)

Model No.	Output	Io Tol.	Effi.
HBG-60-1050P	37~55V, 1050mA	±5%	90%
HBG-60-1400P	28~43V, 1400mA	±5%	89%
HBG-60-2100P	19~29V, 2100mA	±5%	89%

HBG-160P Series

Model No.	Output	Tol.	Effi.
HBG-160P-36Ⓐ	36V, 0~24.4A	±2%	92.0%
HBG-160P-48Ⓐ	48V, 0~3.3A	±2%	93.0%
HBG-160P-60Ⓐ	60V, 0~2.6A	±2%	93.5%

◯ = A, B, or DA

HBG-100P Series (C.C. mode)

Model No.	Output	Tol.	Effi.
HBG-100P-36Ⓐ	36V, 0~2.7A	±2%	91.0%
HBG-100P-48Ⓐ	48V, 0~2A	±2%	91.0%
HBG-100P-60Ⓐ	60V, 0~1.6A	±2%	91.5%

◯ = A, B, or DA

HBG-240P Series

Model No.	Output	Tol.	Effi.
HBG-240P-36Ⓐ	36V, 0~6.7A	±2%	92.5%
HBG-240P-48Ⓐ	48V, 0~5A	±2%	93.0%
HBG-240P-60Ⓐ	60V, 0~4.0A	±2%	93.5%

◯ = A or B

IDPV series

25~65W PCB Type with PFC

Features

- Constant voltage PWM style output mode
- Flicker free design
- IDPV-25/45: 90~295VAC input
  IDPV-65: 180~295VAC input only
- High efficiency up to 90%
- No load power consumption <0.5W (Blank-Type)
- Miniature PCB size
- Isolation class II, no F.G.
- Built-in 2 in 1 dimming function (0~10VDC or PWM signal)
- Built-in 12V/50mA auxiliary output (A-Type)
- Suitable for indoor LED strip lighting
- Protection: Short circuit
- 3 years warranty



	IDPV-25(A)	IDPV-45(A)	IDPV-65(A)
AC input voltage range	90 ~ 295VAC ; 127 ~ 417VDC		180 ~ 295VAC ; 254~417VDC
AC inrush current (max.)	Cold start, 30A at 230VAC		
Setup time	500ms / 230VAC		
PWM dimming signal	10V PWM signal, frequency range 300Hz~3kHz		
Total harmonic distortion	THD<20%		
Short circuit protection	Shut down o/p voltage, re-power on to recover		
Withstand voltage	I/P-O/P: 3.75KVAC		
Working temperature	-20~+45°C	-20~+40°C	
Safety standards	UL8750, ENEC EN61347-1, EN61347-2-13, EN62384, GB19510.14, GB19510.1 approved		
EMC standards	EN55015, EN61000-3-2 Class C, EN61000-3-3, EN61000-4-2,3,4,5,6,8,11, EN61547, GB17743, GB17625.1		
Connection (Input/Output)	Blank-Type: 4+4P push-in terminal block, A-Type: 4+6P push-in terminal block		
Dimension (LxWxH) mm	114.5x 72.5x 20	120 x 66.5 x 20.5	130 x 67.5 x 20.5

IDPV-25/25A Series

Model No.	Output	Tol.	Effi.
IDPV-25□-12	12V, 0~2.1A	±5%	80%
IDPV-25□-24	24V, 0~1.05A	±4%	81%
IDPV-25□-36	36V, 0~0.7A	±4%	82%
IDPV-25□-48	48V, 0~0.52A	±3%	83%
IDPV-25□-60	60V, 0~0.42A	±2%	84%

□ = Blank/A; Blank: without auxiliary output, A: with auxiliary function

IDPV-45/45A Series

Model No.	Output	Tol.	Effi.
IDPV-45□-12	12V, 0~3A	±10%	84%
IDPV-45□-24	24V, 0~1.88A	±10%	86%
IDPV-45□-36	36V, 0~1.25A	±10%	88%
IDPV-45□-48	48V, 0~0.94A	±10%	88%
IDPV-45□-60	60V, 0~0.75A	±10%	90%

□ = Blank/A; Blank: without auxiliary output, A: with auxiliary function

IDPV-65/65A Series

Model No.	Output	Tol.	Effi.
IDPV-65□-12	12V, 0~4.2A	±10%	85%
IDPV-65□-24	24V, 0~2.4A	±10%	87%
IDPV-65□-36	36V, 0~1.8A	±10%	88%
IDPV-65□-48	48V, 0~1.35A	±10%	89%
IDPV-65□-60	60V, 0~1.08A	±10%	90%

□ = Blank/A; Blank: without auxiliary output, A: with auxiliary function

IDPC series

25~65W PCB Type with PFC

Features

- Constant current mode
- Flicker free design
- IDPC-25/45: 90~295VAC input
  IDPC-65: 180~295VAC input only
- No load power consumption <0.5W (Blank/DA-Type)
  No load power consumption <1.2W (A-Type)
- Miniature PCB size
- Isolation class II, no F.G.
- Built-in DALI interface (IDPC-45/65-DA)
- Built-in 2 in 1 dimming function (0~10VDC or PWM signal)
- Built-in 12V/50mA auxiliary output (A-Type)
- Suitable for indoor LED lighting applications
- Protection: Short circuit
- 3 years warranty



IDPC-25(A)

NEW IDPC-45(A)
NEW IDPC-45-DA

NEW IDPC-65(A)
NEW IDPC-65-DA

AC input voltage range	90 ~ 295VAC ; 127 ~ 417VDC		180 ~ 295VAC ; 254~417VDC
AC inrush current (max.)	Cold start, 30A at 230VAC		
Setup time	500ms / 230VAC		
Short circuit protection	Hiccup mode, auto-recovery		
Withstand voltage	I/P-O/P: 3.75KVAC		
Working temperature	-20~+50°C	-20~+40°C	
Safety standards	UL8750, ENEC EN61347-1, EN61347-2-13, EN62384, GB19510.14, GB19510.1 approved		
DALI standards	IEC 62386-101, 102, 207 (DA-Type only)		
EMC standards	EN55015, EN61000-3-2 Class C, EN61000-3-3, EN61000-4-2,3,4,5,6,8,11, EN61547, GB17743, GB17625.1		
Connection (Input/Output)	Blank/DA-Type: 4+4P push-in terminal block, A-Type: 4+6P push-in terminal block		
Dimension (LxWxH) mm	114.5x 72.5x 20	120 x 66.5 x 20.5	130 x 67.5 x 20.5

IDPC-25/25A Series

Model No.	Output	Tol.	Effi.
IDPC-25□-350	49 ~ 70V, 350mA	±7%	82%
IDPC-25□-500	35 ~ 50V, 500mA	±7%	89.5%

□ = Blank/A; Blank: without auxiliary output, A: with auxiliary function

IDPC-25/25A Series

Model No.	Output	Tol.	Effi.
IDPC-25□-700	25 ~ 36V, 700mA	±7%	81.5%
IDPC-25□-1050	17 ~ 24V, 1050mA	±7%	80%

□ = Blank/A; Blank: without auxiliary output, A: with auxiliary function

IDPC-45/45A Series

Model No.	Output	Tol.	Effi.
IDPC-45□-350	57 ~ 95V, 350mA	±7%	86%
IDPC-45□-500	54 ~ 90V, 500mA	±7%	85%
IDPC-45□-700	38 ~ 64V, 700mA	±7%	85%
IDPC-45□-1050	26 ~ 43V, 1050mA	±7%	84%
IDPC-45□-1400	19 ~ 32V, 1400mA	±7%	83%

□ = Blank/A; Blank: without auxiliary output, A: with auxiliary function

IDPC-65/65A Series

Model No.	Output	Tol.	Effi.
IDPC-65□-700	69 ~ 93V, 700mA	±7%	89%
IDPC-65□-1050	46 ~ 62V, 1050mA	±7%	87%
IDPC-65□-1400	34 ~ 46V, 1400mA	±7%	86%
IDPC-65□-1750	27 ~ 36V, 1750mA	±7%	86%

□ = Blank/A; Blank: without auxiliary output, A: with auxiliary function

IDPC-45-DA Series

Model No.	Output	Tol.	Effi.
IDPC-45-350DA	57 ~ 95V, 350mA	±7%	86%
IDPC-45-500DA	54 ~ 90V, 500mA	±7%	85%
IDPC-45-700DA	38 ~ 64V, 700mA	±7%	85%
IDPC-45-1050DA	26 ~ 43V, 1050mA	±7%	84%
IDPC-45-1400DA	19 ~ 32V, 1400mA	±7%	83%

IDPC-65-DA Series

Model No.	Output	Tol.	Effi.
IDPC-65-700DA	69 ~ 93V, 700mA	±7%	89%
IDPC-65-1050DA	46 ~ 62V, 1050mA	±7%	87%
IDPC-65-1400DA	34 ~ 46V, 1400mA	±7%	86%
IDPC-65-1750DA	27 ~ 36V, 1750mA	±7%	86%

PLP series

20~60W PCB Type with PFC

Features

- Constant current mode
- Universal AC input / Full range
- Isolation class II, no F.G. for PLP-20
- Class 2 power unit / Pass LPS
- Suitable for built-in LED lighting systems
- Protections: Short circuit / Over current / Over voltage / Over temperature (PLP-20 only)
- Cooling by free air convection
- 2 years warranty

		PLP-20	PLP-30	PLP-45/60
				
AC input voltage range		90~277VAC; 127~392VDC	90~264VAC; 127~370VDC	
AC inrush current (max.)		Cold start, 25A at 230VAC		PLP-45: Cold start, 30A at 230VAC PLP-60: Cold start, 35A at 230VAC
Current adjustment range		75%~100%		
Over current protection	Range	95%~110%	100%~110%	
	Type	Constant current limiting, auto-recovery		
Setup time		500ms at full load and 230VAC		
Withstand voltage		I/P-O/P: 3.75kVAC	I/P-O/P: 3.75kVAC, I/P-FG: 2kVAC, O/P-FG: 1.5kVAC	
Working temperature		-30~+60°C	-30~+70°C (refer to output derating curve)	
Safety standards		UL8750, TUV EN61347-1, EN61347-2-13, GB19510.14, GB19510.1 approved		
EMC standards		EN55015, EN61000-3-2 class C, EN61000-3-3, EN61000-4-2,3,4,5,6,8,11, EN61547, GB17743, GB17625.1		
Connection		UL1015 18AWGx2C (30cm)	3+2P / 3.96mm pitch, JST P/N: B3P / B2P-VH	
Dimension (LxWxH)(mm)		140x 32x 22	101.6x 50.8x 26.6	101.6x 50.8x 29.6

PLP-20 Series

Model No.	Output	Tol.	R&N	Effi.
PLP-20-12	12V, 0~1.6A	±10%	2.5V	80.0%
PLP-20-18	18V, 0~1.1A	±10%	3.0V	81.0%
PLP-20-24	24V, 0~0.8A	±10%	3.0V	82.0%
PLP-20-36	36V, 0~0.55A	±10%	3.0V	83.0%
PLP-20-48	48V, 0~0.42A	±10%	3.8V	83.5%

PLP-45 Series

Model No.	Output	Tol.	R&N	Effi.
PLP-45-12	12V, 0~3.8A	±10%	4.2V	86%
PLP-45-24	24V, 0~1.9A	±10%	3.8V	89%
PLP-45-48	48V, 0~0.95A	±10%	4.8V	89%

PLP-30 Series

Model No.	Output	Tol.	R&N	Effi.
PLP-30-12	12V, 0~2.5A	±10%	2.0V	83.0%
PLP-30-24	24V, 0~1.3A	±10%	2.4V	85.5%
PLP-30-48	48V, 0~0.63A	±10%	4.8V	86.5%

PLP-60 Series

Model No.	Output	Tol.	R&N	Effi.
PLP-60-12	12V, 0~5.0A	±10%	4.5V	84%
PLP-60-24	24V, 0~2.5A	±10%	4.5V	88%
PLP-60-48	48V, 0~1.3A	±10%	4.8V	89%

Special Symbols for EN61347-2-13

110	Protection against overheating to prevent the lamp controlgear case temperature under any conditions of use from exceeding the indicated value (110°C)
F	Suitable for direct mounting on normally flammable surfaces, such as wood (>2mm)
M M	Based on VDE0710-14, can be installed inside a wooden material like wooden cabinet. The minimum distance between the product enclosure to wooden material in each side is defined.
LPS	Limited power source
tc: 80°C ta: 40°C	Full load operation up to 40°C with surface temperature of case < 80°C
SELV	Vo< 120VDC can have this mark on the unit

HLP series

40~80W PCB Type with PFC

Features

- Constant current mode
- Universal AC input (up to 305VAC) / Full range
- Built-in 3 in 1 dimming function (1~10VDC, PWM signal, or resistance)
- Class 2 power unit / Pass LPS
- Suitable for built-in LED lighting system
- Protections: Short circuit / Over current / Over voltage / Over temperature
- Cooling by free air convection
- 3 years warranty

	HLP-40H	HLP-60H	HLP-80H

AC input voltage range		90~305VAC ; 127~431VDC		
AC inrush current (max.)		Cold start, 50A at 230VAC	Cold start, 55A at 230VAC	Cold start, 70A at 230VAC
DC adjustment range		±10% rated output voltage		
Current adjustment range		60%~100%		80%~100%
Over current protection		95%~108% constant current limiting, auto-recovery		
Over voltage protection		109%~145% rated output voltage		
Setup, rise, hold up time		500ms, 80ms, 16ms at full load and 230VAC		500ms, 200ms, 16ms at full load and 230VAC
Withstand voltage		I/P-O/P: 3.75kVAC, I/P-FG: 2kVAC, O/P-FG:1.5kVAC		
Working temperature		-40~+70°C (refer to output derating curve)		
Safety standards		UL8750, TUV EN61347-1, EN61347-2-13, GB19510.14, GB19510.1 approved; Design refer to EN60335-1(HLP-40H/60H), UL60950-1, EN60950-1		
EMC standards		EN55015, EN61000-3-2 class C, EN61000-3-3, EN61000-4-2,3,4,5,6,8,11, EN61547, GB17743, GB17625.1		
Connection	Input	6+6P/3.96mm pitch, JST P/N: B6P-VH		
	Output			
Dimension (LxWxH) (mm)		147x 53x 27		167x 53x 29.5

HLP-40H Series

1-10VDC PFC (for 48V/54V) (for 12~42V) CB CE

Model No.	Output	Tol.	R&N	Effi.
HLP-40H-12	12V, 0~3.33A	±2.5%	150mV	87.0%
HLP-40H-15	15V, 0~2.67A	±2.0%	150mV	87.0%
HLP-40H-20	20V, 0~2.00A	±1.0%	150mV	88.0%
HLP-40H-24	24V, 0~1.67A	±1.0%	150mV	88.0%
HLP-40H-30	30V, 0~1.34A	±1.0%	200mV	88.5%
HLP-40H-36	36V, 0~1.12A	±1.0%	200mV	89.0%
HLP-40H-42	42V, 0~0.96A	±1.0%	300mV	89.0%
HLP-40H-48	48V, 0~0.84A	±1.0%	300mV	89.5%
HLP-40H-54	54V, 0~0.75A	±1.0%	300mV	89.5%

HLP-60H Series

1-10VDC PFC (for 48V/54V) (for 12~42V) CB CE

Model No.	Output	Tol.	R&N	Effi.
HLP-60H-15	15V, 0~4.0A	±2.0%	150mV	88.0%
HLP-60H-20	20V, 0~3.0A	±1.0%	150mV	89.0%
HLP-60H-24	24V, 0~2.5A	±1.0%	150mV	89.5%
HLP-60H-30	30V, 0~2.0A	±1.0%	200mV	90.0%
HLP-60H-36	36V, 0~1.70A	±1.0%	200mV	90.0%
HLP-60H-42	42V, 0~1.45A	±1.0%	300mV	90.0%
HLP-60H-48	48V, 0~1.30A	±1.0%	300mV	90.5%
HLP-60H-54	54V, 0~1.15A	±1.0%	300mV	90.5%

HLP-80H Series

1-10VDC PFC (for 48V/54V) (for 12~42V) CB CE

Model No.	Output	Tol.	R&N	Effi.
HLP-80H-12	12V, 0~5.0A	±2.5%	150mV	87.5%
HLP-80H-15	15V, 0~5.0A	±2.0%	150mV	88.5%
HLP-80H-20	20V, 0~4.0A	±1.0%	150mV	89.5%
HLP-80H-24	24V, 0~3.4A	±1.0%	150mV	90.0%
HLP-80H-30	30V, 0~2.7A	±1.0%	200mV	90.0%
HLP-80H-36	36V, 0~2.3A	±1.0%	200mV	90.0%
HLP-80H-42	42V, 0~1.95A	±1.0%	200mV	90.0%
HLP-80H-48	48V, 0~1.7A	±1.0%	200mV	90.0%
HLP-80H-54	54V, 0~1.5A	±1.0%	200mV	90.0%

DC/DC LED Driver
Controller & Accessory

DC/DC LED Driver

64 LDH Series (45W)

65 LDD-DA Series (350~1400mA)

66 LDD-L Series (300~1500mA)

67 LDD-H Series (300~1500mA)

67 LDB-L Series (300~600mA)

Controller & Accessory

68 DAP-04 (DALI to PWM Converter)

69 SDP-001 (Smart Timer Dimming Programmer)

69 SPD-20 (20kA Surge Protection Device)

70 WPD-06 (EnOcean Dimmer Kit)

70 PIR-045 (Passive Infrared Sensor)

71 RFP Series (RF Controller)

71 NCL/IRL Series (LED Strips)

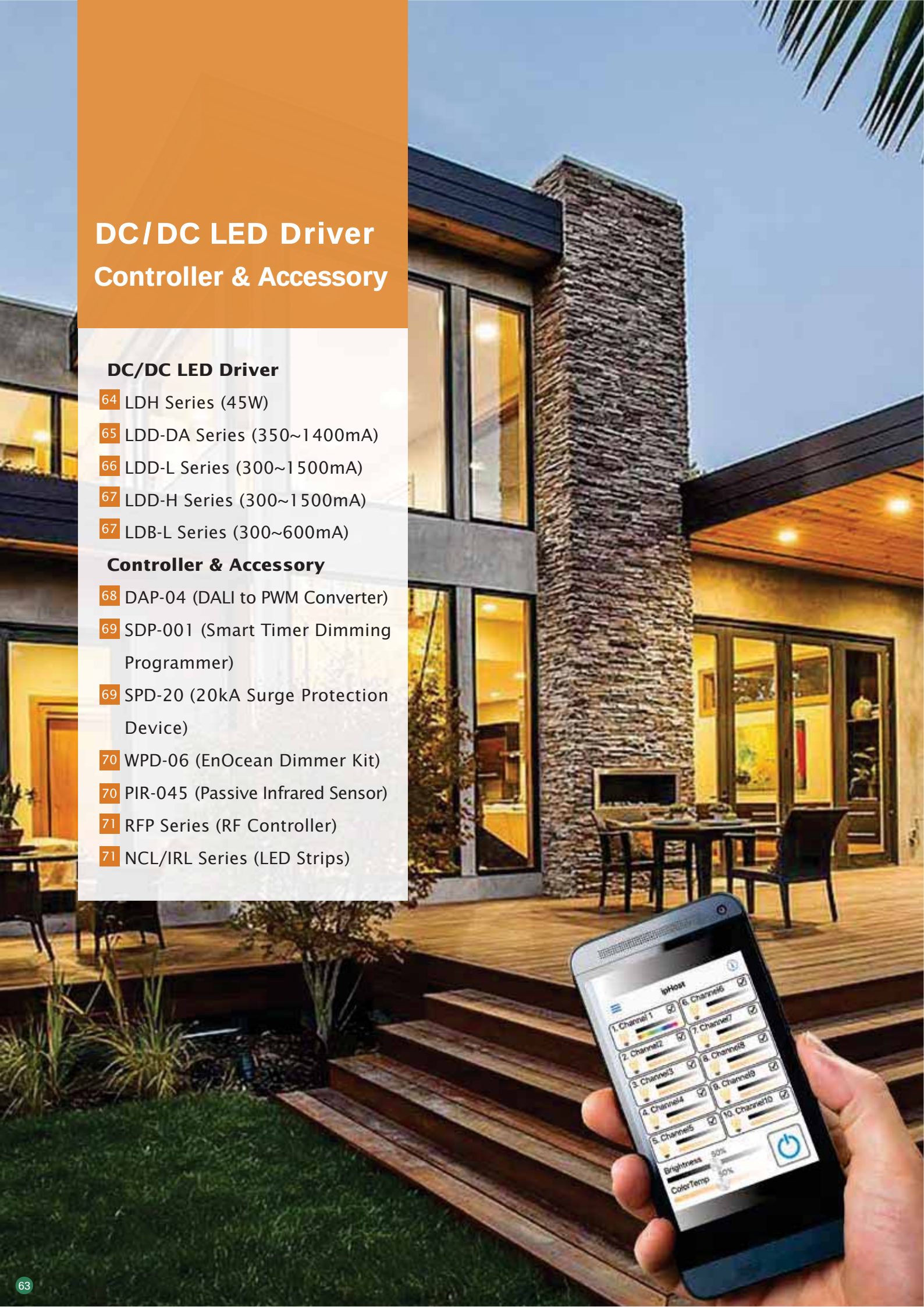

LDH series

DC-DC LED Driver

Features

- Constant current step-up mode
- Wide input and output voltage range
- High efficiency up to 95%
- Comply with EN55015 without additional input filter and capacitors
- DALI dimming function for DA and WDA type
- Fully enclosed plastic case (UL 94V-0)
- Low cost, high reliability
- Protections: Short circuit / Over voltage / Under voltage
- 3 years warranty

LDH-45
NEW **LDH-45DA**

Output current accuracy (Typ.)		±5% at 12VDC input
PWM dimming & ON/OFF control	Remote ON/OFF	Leave open if not used
		▪ Power ON with dimming: PWM DIM~DIM- > 2~8VDC or open circuit ▪ Power OFF: PWM DIM ~ DIM- < 0.5VDC or short
	PWM frequency	1K~10KHz
Analog dimming & ON/OFF control	Remote ON/OFF	Leave open if not used
		▪ Power ON with dimming: Analog DIM ~ DIM- > 0.25~8VDC or open circuit ▪ Power OFF: Analog DIM ~ DIM- < 0.2VDC or short
Short circuit protection		Power OFF and fuse open
Over voltage protection		>115% rated output voltage
Working temperature		-40~+70°C
EMC standards		EN55015, EN61547, EN61000-4-2,3,4,6,8
Dimension (LxWxH)(mm)		75x 53x 22.7

LDH-45A/B Series

CE

Model No.	Input (VDC)	Output		Io Tol.	Effi.	Dimming
		Voltage (VDC)	Current (mA)			
LDH-45A-350 ◯	9~18	12~86	350	±5%	91%	Blank&W: PWM+Analog
LDH-45A-500 ◯	9~18	12~86	500	±5%	90%	
LDH-45A-700 ◯	9~18	12~64	700	±5%	90%	
LDH-45A-1050 ◯	9~18	12~43	1050	±5%	91%	
LDH-45B-350 ◯	18~32	21~126	350	±5%	93%	Blank&W: PWM+Analog
LDH-45B-500 ◯	18~32	21~86	500	±5%	94%	
LDH-45B-700 ◯	18~32	21~64	700	±5%	95%	
LDH-45B-1050 ◯	18~32	21~43	1050	±5%	95%	

◯=Blank, W; Blank: pin style, PWM+analog dimming; W: Wire style, PWM+analog dimming

LDH-45A/B-DA Series

DALI CE

Model No.	Input (VDC)	Output		Io Tol.	Effi.	Dimming
		Voltage (VDC)	Current (mA)			
LDH-45A-350 ◯ DA	9~18	24~86	350	±5%	91%	DALI
LDH-45A-500 ◯ DA	9~18	24~86	500	±5%	90%	
LDH-45A-700 ◯ DA	9~18	24~64	700	±5%	90%	
LDH-45A-1050 ◯ DA	9~18	24~43	1050	±5%	91%	
LDH-45B-350 ◯ DA	18~32	36~126	350	±5%	93%	DALI
LDH-45B-500 ◯ DA	18~32	36~86	500	±5%	94%	
LDH-45B-700 ◯ DA	18~32	36~64	700	±5%	95%	
LDH-45B-1050 ◯ DA	18~32	36~43	1050	±5%	95%	

◯=Blank, W; Blank: pin style, DALI dimming; W: Wire style, DALI dimming

LDD-DA series

DC-DC LED Driver

Features

- Constant current step-down mode
- Wide input and output voltage range
- High efficiency up to 95%
- Comply with EN55015 without additional input filter and capacitors
- DALI dimming function
- Protections: Short circuit / Input under voltage lockout
- Fully enclosed plastic case
- 3 years warranty

LDD-350~1400H-DA	LDD-350~1400H-WDA

Output current accuracy (Typ.)		±5% at 48VDC input (350~1050mA), 24VDC input (1400mA)
PWM dimming & ON/OFF control	Remote ON/OFF	Leave open if not used
		• Power ON with dimming : PWM DIM~-Vin >1.2 ~5VDC or open circuit • Power OFF: PWM DIM~-Vin <0.2 VDC or short • Max operation voltage 5.5 VDC
	PWM frequency	200~1KHz
Analog dimming & ON/OFF control	Remote ON/OFF	Leave open if not used
		• Power ON with dimming : Analog DIM~-Vin >0.1~5VDC or open circuit • Power OFF: Analog DIM~-Vin short • Max operation voltage 5. 5 VDC
Short circuit protection		Constant current with auto-recovery
Input under voltage lockout	Power up (Typ.)	4.2VDC
	Power down (Typ.)	3.8VDC
Working temperature		-40~+85°C (refer to output derating curve)
EMC standards		EN55015, EN61547, EN61000-4-2,3,4,6,8
Operating case temp. (max.)		100°C
Dimension (LxWxH)(mm)		40.6x 23.5x 10.1

LDD-DA Series

Model No.	Input (VDC)	Output		Io Tol.	Effi.	Dimming
		Voltage (VDC)	Current (mA)			
LDD-350H-□DA	6~50	3~45	350	±5%	95%	PWM+Analog
LDD-700H-□DA	6~50	3~45	700			
LDD-1050H-□DA	6~50	3~45	1050			
LDD-1400H-□DA	6~40	3~36	1400			

□ = Blank, W; Blank: pin style, W: Wire style

LDD-L series

DC-DC LED Driver

Features

- Constant current step-down mode
- Wide input and output voltage range
- High efficiency up to 95%
- Comply with EN55015 / FCC part 15 without additional input filter and capacitors
- Compact size
- Protections: Short circuit / Over temperature (LDD-300~700)
- Fully enclosed plastic case (UL 94V-0)
- Low cost, high reliability
- 3 years warranty

		LDD-300~700L/LW/LS	LDD-1000~1500L/LW/LS
			
Output current accuracy (Typ.)		±5% at 24VDC input	
PWM dimming & ON/OFF control	Remote ON/OFF	Leave open if not used	
		▪ Power ON with dimming: DIM ~ -Vin >3.5~8VDC or open circuit ▪ Power OFF: DIM ~ -Vin <0.5VDC or short	▪ Power ON with dimming: DIM ~ -Vin >2.6~5.5VDC or open circuit ▪ Power OFF: DIM ~ -Vin <0.4VDC or short
	PWM frequency	100~1000Hz	100~500Hz
Analog dimming & ON/OFF control	Remote ON/OFF	None	Leave open if not used
			▪ Power ON with dimming: DIM ~ -Vin >0.5~2.5VDC or open circuit ▪ Power OFF: DIM ~ -Vin <0.4VDC or short
Short circuit protection		Regulated at rated output current; can be continued, auto-recovery	
Over temp. protection		Shut down, auto-recovery	None
Working temperature		-40~+85°C	-40~+71°C
EMC standards		EN55015, EN61547, EN61000-4-2,3,4,6,8, FCC part 15 class B	
Operating case temp. (max.)		100°C	
Dimension (LxWxH)(mm)		L/LW: 22.6x 9.9x 8.9 LS: 25.4x 10.5x 9.3	L/LW: 31.8x 20.3x 12.2 LS: 31.8x 20.3x 10.9

LDD-L Series

Model No.	Input (VDC)	Output Voltage (VDC)	Output Current (mA)	Io Tol.	Effi.	Dimming
LDD-300L □	9~36 (9~32 for S style)	2~32 (2~28 for S style)	300	±5%	95%	PWM
LDD-350L □			350			
LDD-500L □			500			
LDD-600L □			600			
LDD-700L □			700			
LDD-1000L □	6~36	2~30	1000			PWM+Analog
LDD-1200L □			1200			
LDD-1500L □			1500			

□ = Blank, W, S ; Blank: pin style, W: Wire style, S: SMD style

LDD-H&LDB-L series

DC-DC LED Driver

Features

- Constant current step-down mode (LDD-H) ; Constant current buck-boost mode (LDB-L)
- Wide input and output voltage range
- High efficiency up to 97%
- Comply with EN55015 and FCC part 15 without additional input filter and capacitors
- PWM dimming and remote ON/OFF control
- Protections: Short circuit / Over temperature
- Fully enclosed plastic case (UL 94V-0)
- 3 years warranty

		NEW LDD-300~1000H/HW/HS LDD-1200/1500H/HW	LDB-300~600L/LW
			
Output current accuracy		±3% at 24VDC input; ±4% at 48VDC input for LDD-H/HW; ±5% at 48VDC input for LDD-HS	±5%
PWM dimming & ON/OFF control	Remote ON/OFF	Leave open if not used	
		▪ Power ON with dimming: DIM ~ -Vin >2.5~6VDC or open circuit ▪ Power OFF: DIM ~ -Vin <0.8VDC or short	▪ Power ON with dimming: DIM ~ -Vin >2~5VDC or open circuit ▪ Power OFF: DIM ~ -Vin <0.1VDC or short
	PWM frequency	100~1KHz	1KHz
Short circuit		Regulated at rated output current, can be continued, auto-recovery	
Over temperature protection		Shut down, recovers automatically after temperature goes down	
Working temperature		-40~+85°C (refer to output derating curve)	-40~+71°C (refer to output derating curve)
EMC standards		EN55015, EN61547, EN61000-4-2,3,4,6,8, FCC part 15 class B	
Operating case temp. (max.)		100°C	110°C
Dimension (LxWxH)(mm)		LDD-H/HW: 31.8x 20.3x 12.2 LDD-HS: 31.8x 20.3x 10.9	31.8x 20.3x 12.2

LDD-H Series

Model No.	Input (VDC)	Output Voltage (VDC)	Output Current (mA)	Io Tol.	Effi.
LDD-300H□	9~56	2~52	300	±4%	97%
LDD-350H□	9~56	2~52	350	±4%	97%
LDD-500H□	9~56	2~52	500	±4%	97%
LDD-600H□	9~56	2~52	600	±4%	97%
LDD-700H□	9~56	2~52	700	±4%	97%
LDD-1000H□	9~56	2~52	1000	±4%	97%
LDD-1200H△	9~52	2~46	1200	±5%	95%
LDD-1500H△	9~52	2~46	1500	±5%	96%

□ = Blank, W, S ; Blank: pin style, W: wire style, S: SMD style
△ = Blank, W ; Blank: pin style, W: wire style

LDB-L Series

Model No.	Input (VDC)	Output Voltage (VDC)	Output Current (mA)	Io Tol.	Effi.
LDB-300L△	9~36	2~40	300	±5%	90%
LDB-350L△	9~36	2~40	350	±5%	90%
LDB-500L△	9~30	2~32	500	±5%	91%
LDB-600L△	9~28	2~30	600	±5%	91%

△ = Blank, W ; Blank: pin style, W: wire style

DAP-04

4 Channel DALI to PWM Converter

Features

- Convert DALI signal to PWM signal
- Comply with DALI standards (IEC62386-101,102,207)
- Universal AC input (up to 305VAC)
- 4 DALI addressable output channels
- Built-in push dim function
- Linear or logarithm dimming curve selectable (comply with IEC62386-207)
- Built-in relay for ON/OFF control of LED PSU
- Fully isolated plastic case
- Class II, no FG
- Power consumption<0.5W
- Suitable to use along with MEAN WELL's AC/DC LED PSU with 3-in-1 dimming function
- Two models for choice:
  Blank-Type: 4 channels with 4 DALI addresses
  S01-Type: 4 channels with 4 or 1DALI address selectable
- 3 years warranty

INPUT

OUTPUT

Model No.	DAP-04	DAP-04-S01 NEW
AC input voltage range	90~305VAC ; 127~431VDC	
Power consumption(typ.)	0.5W	
Dimming range	1~100%	10~100%
Output signal	PWM, 1KHz	
Output channel	4 channels with 4 DALI addresses	4 channels with 4 or 1 DALI address selectable
Output PWM logic	Active high or active low selectable	Active high
Working temperature	-30~+60°C (refer to output derating curve)	
Safety standards	EN61347-1, EN61347-2-11, EN61058-1 clause 8/17/20/25 approved	
DALI standards	Comply with IEC62386-101, 102, 207	
EMC standards	EN55015, EN61000-3-2,3, EN61000-4-2,3,4,5,6,8,11, EN61547	
Dimension(LxWxH)(mm)	165x 46x 23	

Connection of Dimming Operation

DALI Dimming Solution

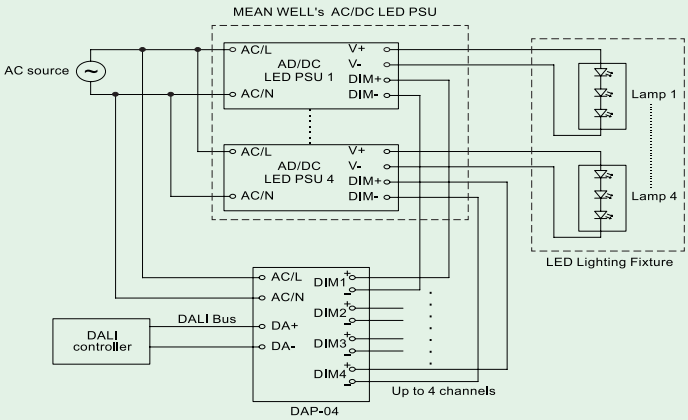

Push Dimming Solution

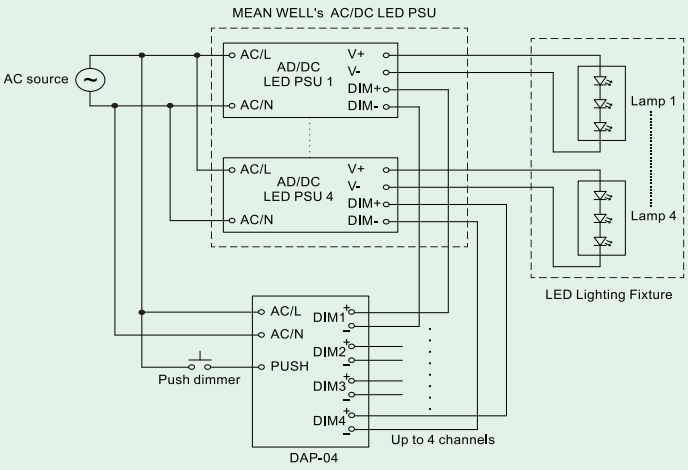

Smart Timer Dimming Programmer

Smart Timer Dimming Function

MEAN WELL Smart timer dimming primarily provides the adaptive proportion dimming profile for the output constant current level to perform up to 14 consecutive hours. 3 dimming profiles hereunder are defined accounting for the most frequently seen applications. If other options may be needed, please contact MEAN WELL for details.

Ex : D01-Type: the profile recommended for residential lighting

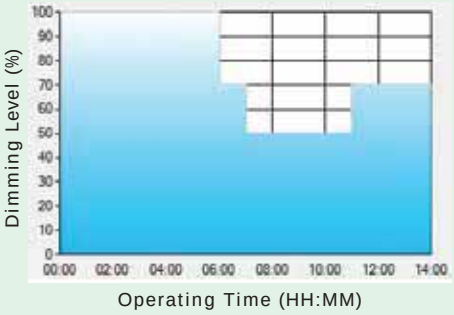

Set up for D01-Type in Smart timer dimming software program

	T1	T2	T3	T4
TIME**	06:00	07:00	11:00	---
LEVEL**	100%	70%	50%	70%

Ex : D02-Type: the profile recommended for street lighting

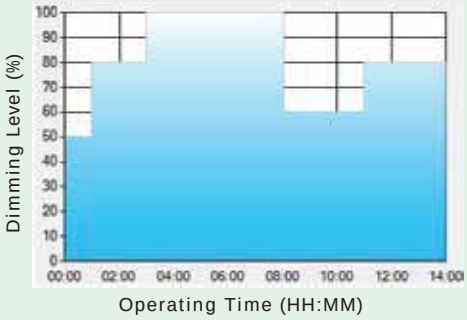

Set up for D02-Type in Smart timer dimming software program

	T1	T2	T3	T4	T5
TIME**	01:00	03:00	08:00	11:00	---
LEVEL**	50%	80%	100%	60%	80%

Ex : D03-Type: the profile recommended for tunnel lighting

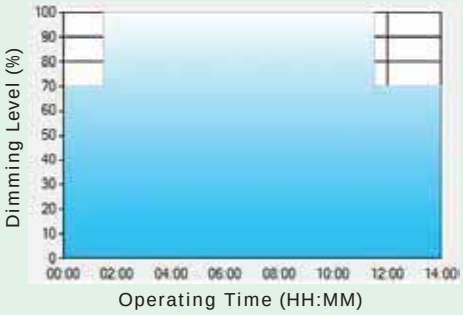

Set up for D03-Type in Smart timer dimming software program

	T1	T2	T3
TIME**	01:30	11:00	---
LEVEL**	70%	100%	70%

**: TIME matches Operating Time in the diagram whereas LEVEL matches Dimming Level.

SDP-001 Smart Timer Dimming Programmer

CE (LVD)

SDP-001 is a programmer, particularly for MEAN WELL's Smart Timer Dimming Tool for LED lighting dimming function, reading or writing various parameters designated by users.

- Simple connection and configuration
- Push terminal and mini-USB port
- No need of battery or AC power

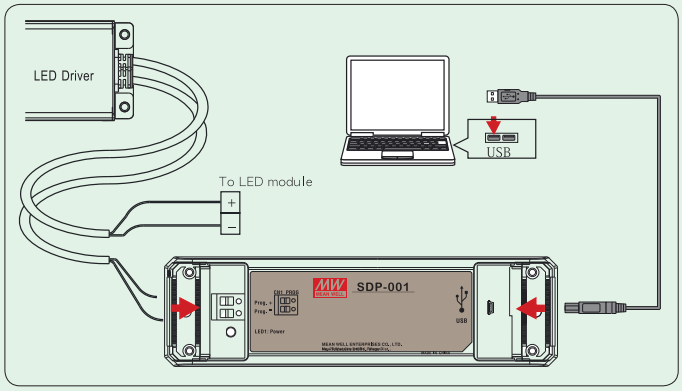

SPD-20 20kA Surge Protection Device

- UL1449 3rd Edition, Type 2 component assemblies
- Line to Ground & Line to Line protected
- Parallel (3 wires) connection style
- LED status indicators
- IP67 design
- Suitable for surge protection of LED drivers

(SPD-20-240P) (LVD)

Model No.	SPD-20-240P	SPD-20-277P
Operating voltage	240VAC, 50/60Hz	277VAC, 50/60Hz
MCOV (Max. Continuous Operating Voltage)	300VAC	320VAC
VPR (Voltage Protection Rating)	≤1500V (L-FG, N-FG, L-N)	
IN (Nominal Discharge Current)	5kA	
Max. Surge Current (8/20μs)	20kA	
SCCR (Short Circuit Current Rating)	5kA	
Response time	<25ns	
Operating temperature	-40~+70°C	
Safety standard	UL1449 3rd Edition, TUV EN61643-11 approved	UL1449 3rd Edition approved
Connection [L (Black)/N (White)/FG (Green)]	FEP 10AWG (15cm)	

WPD-06/PIR-045

WPD-06/WPD-06SWT

Wireless DC Multi-channel PWM Dimmer Kit

enocean alliance CE

WPD-06 WPD-06SWT

- EnOcean compliant products, up to 30 meters wireless distance
- Operating frequency 868MHz
  (other frequency for outside EU available on request)
- WPD-06 (PWM dimmer):
  - 6 protected channels, independent dimming control on each channel
  - Up to 128 wireless batteryless switches connected possible
  - Built-in 3 wire push dimming function ports
  - Suitable for constant voltage lighting application,
    Possible for constant current lighting application
  - Multiple dimmer application via CANBus (optional)
  - Conformal coating for highly humid environment
- WPD-06SWT (switch transmitter):
  - Batteryless switch with cycles >50000 times
  - Maintenance free
- 5 years warranty

Model No.	WPD-06
Input voltage range	10-32VDC SELV
Rated output current	4.5A each channel, 27A for the entire module
Rated output power	324W (input: 12V); 648W (input: 24V)
Output dimming range	1 to 100%; Switching frequency: 125Hz
DC input current	27A
Input standby power	1.2W (Typ.)
Overload protection	150% rated output power for 300ms max.
	Electronic shut down rated at 5A. Restart by switching on again the output of channel
Over voltage protection	Transient protection starting at 33V
Working temperature	-40~+60°C
Input / Output terminal	Clamping spring disconnectable terminal for solid or stranded copper conductors 0.25 to 2.5mm²
Dimension(LxWxH)(mm)	110x 77x 26.4

Model No.	WPD-06SWT
Transmission power	10mW max.
Working temperature	-25~+65°C
Dimension(LxWxH)(mm)	80x 80x 15

PIR-045

Photoelectric Motion Sensor

CE

- Operating voltage: 12~24VDC
- Output dim voltage: High=10V ; Low=1V/2V/3V/5V selected by standby bright
- Sensing distance: ≦6 meters
- Sensing angle: <120°
- Standby bright: 10%, 20%, 30%, 50%;
- Delay off time: 20s, 1 min, 3min, 5min
- Dimming mode: gradually ON and OFF
- Operating temperature: -10~+40℃
- Energy saving, high sensitivity and compatibility, easy to install
- Dimension(DxH): ϕ60x 71.3mm
- 2 years warranty

RFP/NCL/IRL series

Features

- Remote with low power consumption, long operating distance and strong penetration ability
- Independent ID code
- Up to 10 remotes by each receiver
- 4096 high gray scale
- Built-in sleep mode and standby mode
- 5 years warranty

Kit Order No.		RFP-M1M3-3A	RFP-M2M3-3A	RFP-M5M3-3A	RFP-M8M4-5A
Control function		Brightness	Color temperature (neutral white-warm white) and brightness	Color temperature (cold white-warm white) and brightness	Color and brightness
Remote Info	Power input	3VDC (battery CR2032)			
	Working frequency	433.92MHz			
	Remote distance	40~50m			
	Working temperature	-30~55°C			
	Dimensions (LxWxH)(mm)	104x 58x 9			
Receiver Info	Power input	12~24VDC			5~240VDC
	Max current load	3Ax3CH			5Ax4CH
	Max output power	108W(12V)/ 216W(24V)			108W(5V)/ 240W(12V)/ 480W(24V)
	Working temperature	-30~+55°C			
	Dimensions (LxWxH)(mm)	135x30x20			175x44x30

NCL/IRL Series

LED Strip Modules

FC CE

- Work with constant voltage 12VDC driver
- IP54 design for NCL series, IP65 design for IRL series
- Flexible and easy to bend shape
- High brightness and maintenance free
- 3 meters per reel
- 2 years warranty

Model No.	NCL-CL1-01	IRL-CL2-01	IRL-RGB-01	IRL-RGBW-01
Color	Standard white	Standard white~Warm white	RGB	RGBW
LED quantity	30LEDs/m	60LEDs/m	30LEDs/m	
Luminous flux	320lm/m	580lm/m	135lm/m	415lm/m
Rated input power	5.4W / m	7.2W/m	6.5W/m	9.6W/m
Wavelength or Color temperature	5500-6500K	SW:5700-6500K WW:2900-3200K	R : 620-630nm G: 515-525nm B : 460-470nm	R : 620-630nm G: 515-525nm B : 460-470nm SW:5500-6500K
Controllable feature	Brightness	Color temperature and brightness	Color and brightness	
Working temperature	-20~+45°C			
Dimension (LxWxH)(mm)	3000×10×4	3000×13.6x7	3000×14.6x6.5	3000×6.8x 6.5

AC-DC

Constant Current (C.C.) — PFC — Metal Case

Series	Dimension (Lx Wx H)	Page
ELG-75-C NEW	180x 63x 35.5 mm	31
ELG-100-C	199x 63x 35.5 mm	
ELG-150-C	219x 63x 35.5 mm	
ELG-200-C NEW	244x 71x 35.5 mm	32
ELG-240-C NEW		

Series	Dimension (Lx Wx H)	Page
HLG-60H-C	171x 61.5x 36.8 mm	41
HLG-80H-C	195.6x 61.5x 38.8 mm	
HLG-120H-C	220x 68x 38.8 mm	
HLG-185H-C	228x 68x 38.8 mm	42
HLG-240H-C	244.2x 68x 38.8 mm	
HLG-320H-C NEW	252x 90x 43.8 mm	43
HLG-480H-C NEW	262x 125x 43.8 mm	

Series	Dimension (Lx Wx H)	Page
HVGC-65	189x 61.5x 36.8 mm	48
HVGC-100	236x 68x 38.8 mm	
HVGC-150	245x 68x 38.8 mm	
HVGC-240 NEW	254.2x 68x 38.8 mm	49
HVGC-320 NEW	262x 90x 43.8 mm	
HVGC-480 Coming Soon	262x 125x 43.8 mm	

Series	Dimension (Dx H)	Page
HBG-100	ϕ130x 66.5 mm	50

Series	Dimension (Lx Wx H)	Page
FDL-65 NEW	151x 53x 31.5 mm	52
FDLC-70 Coming Soon	151x 53x 31.5 mm	
FDLC-100 Coming Soon	175x 53x 31.5 mm	

Series	Dimension (Lx Wx H)	Page
CEN-60/75	185x 62.5x 40.5 mm	53
CEN-100	195x 62.5x 40.5 mm	

Series	Dimension (Lx Wx H)	Page
CLG-60	195.6x 61.5x 38.8 mm	54

Constant Power (C.P.) — PFC — Metal Case

Series	Dimension (Lx Wx H)	Page
LDC-35(DA)	280x 30x 21 mm	55
LDC-55(DA)	320x 30x 21 mm	
LDC-80(DA)	360x 30x 21 mm	

Quick Selection Map

AC-DC — **Constant Current** (C.C.) — PFC — Plastic Case

Series	Dimension (Lx Wx H)	Page
IDLC-25(A) NEW	110x 75x 22	12
IDLC-45(A) NEW	120x 75x 25 mm	
IDLC-45-DA NEW		
IDLC-65(A) NEW	130x 75x 25 mm	
IDLC-65-DA NEW		

Series	Dimension (Lx Wx H)	Page
ODLC-45(A)	117x 77x 28.5 mm	14
ODLC-45DA		
ODLC-65(A)	121x 77x 28.5 mm	
ODLC-65DA		

Series	Dimension (Lx Wx H)	Page
PLD-16/25	84x 57x 29.5 mm	15
PLD-40/60	128x 60x 31.5 mm	

Series	Dimension (Lx Wx H)	Page
PCD-16/25	84x 57x 29.5 mm	16
PCD-40/60	128x 60x 31.5 mm	

Series	Dimension (Lx Wx H)	Page
NPF-40D/60D	150x 53x 35 mm	18
NPF-90D	171x 63x 37.5 mm	
NPF-120D	191x 63x 37.5 mm	

Series	Dimension (Lx Wx H)	Page
LPF-16D/25D	148x 40x 32 mm	19
LPF-40D	162.5x 43x 32 mm	20
LPF-60D		
LPFH-60D NEW		
LPF-90D	161x 61x 36 mm	

Series	Dimension (Lx Wx H)	Page
LCM-25(DA)/40(DA)/60(DA)	105x 68x 23 mm	21
LCM-40EO/60EO NEW	123.5x 81.5x 23 mm	

Series	Dimension (Lx Wx H)	Page
LCM-40U(DA) NEW	123.5x 81.5x 23 mm	22
LCM-60U(DA) NEW		
LCM-40UEO/60UEO NEW		

Series	Dimension (Lx Wx H)	Page
PLN-20	148.5x 38.5x 28 mm	23
PLN-30	145x 47x 30 mm	
PLN-45/60	181x 61.5x 35 mm	

Series	Dimension (Lx Wx H)	Page
GSC18/25/40	79x 54x 33 mm	25

Series	Dimension (Lx Wx H)	Page
PLM-12/25	145x 38x 22 mm	27
PLM-40	175x 42x 24 mm	

Series	Dimension (Lx Wx H)	Page
PLM-12E / 25E	145x 38x 22 mm	28
PLM-40E	175x 42x 24 mm	

Series	Dimension (Lx Wx H)	Page
PLC-30	160x 46x 30 mm	29
PLC-45/60	181.5x 62x 35 mm	

Series	Dimension (Dx H)	Page
HBG-60	ϕ110x 60.5	50

Series	Dimension (Dx H)	Page
HBG-60-P	ϕ99x 26	58
HBG-100P NEW	ϕ104x 34	
HBG-100PDA NEW		

Quick Selection Map

- **AC-DC**
  - **Constant Current (C.C.)**
    - PFC — PCB Type
    - Non-PFC — Plastic Case
  - **Constant Voltage (C.V.)**
    - PFC — U-bracket Metal Case
    - PFC — Plastic Case
    - PFC — PCB Type
    - Non-PFC — Plastic Case

Series	Dimension (Lx Wx H)	Page
IDPC-25(A) NEW	114.5x 72.5x 20 mm	60
IDPC-45(A) NEW	120 x 66.5 x 20.5 mm	
IDPC-45-DA NEW		
IDPC-65(A) NEW	130 x 67.5 x 20.5 mm	
IDPC-65-DA NEW		

Series	Dimension (Lx Wx H)	Page
PLP-20	140x 32x 22 mm	61
PLP-30	101.6x 50.8x 26.6 mm	
PLP-45/60	101.6x 50.8x 29.6 mm	

Series	Dimension (Lx Wx H)	Page
HLP-40H/60H	147x 53x 27 mm	62
HLP-80H	167x 53x 29.5 mm	

Series	Dimension (Lx Wx H)	Page
APC-8	60x 30x 23.5 mm	3
APC-12/16	77x 40x 29 mm	
APC-25/35	84x 57x 29.5 mm	

Series	Dimension (Lx Wx H)	Page
APC-8E	60x 30x 23.5 mm	4
APC-12E/16E	77x 40x 29 mm	

Series	Dimension (Lx Wx H)	Page
LPLC-18, LPHC-18	140x 30x 22 mm	7
LPC-20	118x 35x 26 mm	
LPC-35	148x 40x 30 mm	
LPC-60	162.5x 42.5x 32 mm	8
LPC-100	190x 52x 37 mm	
LPC-150	191x 63x 37.5 mm	

Series	Dimension (Lx Wx H)	Page
ULP-150	215x 67.4x 33 mm	56

Series	Dimension (Lx Wx H)	Page
IDLV-25(A) NEW	110x 75x 22 mm	11
IDLV-45(A) NEW	120 x 75 x 25 mm	
IDLV-65(A) NEW	130 x 75 x 25 mm	

Series	Dimension (Lx Wx H)	Page
ODLV-45(A)	117x 77x 28.5 mm	13
ODLV-65(A)	121x 77x 28.5 mm	

Series	Dimension (Lx Wx H)	Page
PWM-40/60	150x 53x 35 mm	17
PWM-90	171x 63x 37.5 mm	
PWM-120	191x 63x 37.5 mm	
PWM-120-DA NEW		

Series	Dimension (Lx Wx H)	Page
IDPV-25(A) NEW	114.5x 72.5x 20 mm	59
IDPV-45(A) NEW	120 x 66.5 x 20.5 mm	
IDPV-65(A) NEW	130 x 67.5 x 20.5 mm	

Series	Dimension (Lx Wx H)	Page
APV-8	60x 30x 23.5 mm	2
APV-12/16	77x 40x 29 mm	
APV-25/35	84x 57x 29.5 mm	

Series	Dimension (Lx Wx H)	Page
APV-8E	60x 30x 23.5 mm	4
APV-12E/16E	77x 40x 29 mm	

Series	Dimension (Lx Wx H)	Page
LPL-18, LPH-18	140x 30x 22 mm	5
LPV-20	118x 35x 26 mm	
LPV-35	148x 40x 30 mm	
LPV-60	162.5x 42.5x 32 mm	6
LPV-100	190x 52x 37 mm	
LPV-150	191x 63x 37.5 mm	
LPLV-150 NEW		

Quick Selection Map

AC-DC — **Constant Voltage + Constant Current** (C.V.+C.C.)

PFC

Metal Case

Series	Dimension (Lx Wx H)	Page
CLG-100	222.2x 68x 38.8 mm	54
CLG-150	229x 68x 38.8 mm	

Series	Dimension (Lx Wx H)	Page
ELG-75 NEW	180x 63x 35.5 mm	31
ELG-100	199x 63x 35.5 mm	
ELG-150	219x 63x 35.5 mm	
ELG-200 NEW	244x 71x 35.5 mm	32
ELG-240 NEW		

Series	Dimension (Lx Wx H)	Page
HLG-40H/60H	171x 61.5x 36.8 mm	36
HLG-80H	195.6x 61.5x 38.8 mm	37
HLG-100H/120H	220x 68x 38.8 mm	
HLG-150H/185H	228x 68x 38.8 mm	38
HLG-240H	251x 68x 38.8 mm	
HLG-320H	252x 90x 43.8 mm	39
HLG-480H NEW	262x 125x 43.8 mm	
HLG-600H	280x 144x 48.5 mm	40

Series	Dimension (Lx Wx H)	Page
HVG-65	189x 61.5x 36.8 mm	45
HVG-100	236x 68x 38.8 mm	
HVG-150	245x 68x 38.8 mm	46
HVG-240 NEW	254.2x 68x 38.8 mm	
HVG-320 NEW	262x 90x 43.8 mm	47
HVG-480 NEW	262x 125x 43.8 mm	

Series	Dimension (Dx H)	Page
HBG-160	ϕ151.68x 66.5	50
HBG-160(DA) NEW		
HBG-200(DA) NEW	ϕ151.68x 66.5	51
HBG-240	ϕ191.5x 69	
HBG-240(DA) NEW		

Series	Dimension (Lx Wx H)	Page
HSG-70	127.2x 90x 38.8 mm	54

Plastic Case

Series	Dimension (Lx Wx H)	Page
NPF-40(D)/60(D)	150x 53x 35 mm	18
NPF-90(D)	171x 63x 37.5 mm	
NPF-120(D)	191x 63x 37.5 mm	

Series	Dimension (Lx Wx H)	Page
LPF-16/25(D)	148x 40x 32 mm	19
LPF-40(D)	162.5x 43x 32 mm	
LPF-60(D)		20
LPFH-60(D) NEW		
LPF-90(D)	161x 61x 36 mm	

Series	Dimension (Lx Wx H)	Page
PLN-100	200x 70.5x 35 mm	23

Series	Dimension (Lx Wx H)	Page
HLN-40H/60H	161x 61.5x 35 mm	24
HLN-80H	181x 61.5x 35 mm	

Series	Dimension (Lx Wx H)	Page
OWA-90E/U	171x 63x 37.5 mm	26
OWA-120E/U	191x 63x 37.5 mm	

Series	Dimension (Lx Wx H)	Page
PLC-100	200.5x 69.5x 35 mm	29

PCB Type

Series	Dimension (Dx H)	Page
HBG-160P NEW	ϕ124.6x 34	58
HBG-160PDA NEW		
HBG-240P NEW	ϕ144x 31	
HBG-240PDA NEW		

Non-PFC

Plastic Case

Series	Dimension (Lx Wx H)	Page
ELN-30	145x 47x 30 mm	9
ELN-60	181x 61.5x 35 mm	

Series	Dimension (Lx Wx H)	Page
OWA-60E/U	130x 53x 35 mm	26

Quick Selection Map

DC-DC — **Constant Current** (C.C.)

Step-up LED Driver — Plastic Case

Series	Dimension (Lx Wx H)	Page
LDH-45	75x 53x 22.7 mm	64
LDH-45DA NEW		

Series	Dimension (Lx Wx H)	Page
LDD-350~1400H-DA	40.6x 23.5x 10.1 mm	65
LDD-350~1400H-WDA		

Step-down LED Driver — Plastic Case

Series	Dimension (Lx Wx H)	Page
LDD-300~700L/LW	22.6x 9.9x 8.9 mm	66
LDD-300~700LS	25.4x 10.5x 9.3 mm	
LDD-1000~1500L/LW	31.8x 20.3x 12.2 mm	
LDD-1000~1500LS	31.8x 20.3x 10.9 mm	
LDD-300~1000H/HW NEW	31.8x 20.3x 12.2 mm	67
LDD-1200~1500H/HW NEW		
LDD-300~1500HS	31.8x 20.3x 10.9 mm	

Buck-boost LED Driver — Plastic Case

Series	Dimension (Lx Wx H)	Page
LDB-300~600L/W	31.8x 20.3x 12.2 mm	67

ACCESSORIES

DALI to PWM Converter

Series	Dimension (Lx Wx H)	Page
DAP-04	165x 46x 23 mm	68
DAP-04-S01 NEW		

Surge Protection Device

Series	Dimension (Lx Wx H)	Page
SPD-20	90x 70x 50 mm	69

Smart Timer Dimming

Series	Dimension (Lx Wx H)	Page
SDP-001	165x 46x 23 mm	69

EnOcean Dimmer Kit

Series	Dimension (Lx Wx H)	Page
WPD-06	110x 77x 26.4 mm	70
WPD-06-SWT	80x 80x 15	

PIR Motion Sensor

Series	Dimension (Dx H)	Page
PIR-045	ϕ60x 71.3 mm	70

RF Remote Control Kit

Series	Page
RFP	71

LED Strips

Series	Length	Page
NCL/IRL	3 meter	71

Comparison Chart

Family		PFC (Note 2)		AC Input Range (VAC)	Potted	C.C. or C.V. (Note 1)	IP	Dimming (Note 3)	Vo / Io Adj	Max. Eff.	Warranty (years)	Remark
Series Name	Type	Single Stage	Two Stage									
HLG-40H / 60H / 80H / 100H / 120H / 150H / 185H / 240H / 320H / 480H / 600H	A		✓	90~305	✓	C.V.+C.C.	65		✓	96%	7	Vo<60VDC
	B						67	3 in 1				
	C (240W/320W only)								✓			
	Blank (40~320W)						67					
	D (option, 40~480W)						67	Timer				
	D2 (option, 480W only)						67	Smart Timer				
HLG-60H-C / 80H-C / 120H-C / 185H-C / 240H-C / 320H-C / 480H-C	A		✓	90~305	✓	C.C.	65		Io	94%	7	Vo>60VDC
	B						67	3 in 1				
	D (70~200W)						67	Timer				
	D2 (option, 250~480W)						67	Smart Timer				
	DA (option, 320W only)						67	DALI				
ELG-75 / 100 / 150 / 200 / 240	A		✓	100~305	✓	C.V.+C.C.	65		✓	93%	5	Vo<60VDC
	B						67	3 in 1				
	Blank						67					
	D2						67	Smart Timer				
	DA						67	DALI				
	BE (150W only)						67	3 in 1				
ELG-75-C / 100-C / 150-C / 200-C / 240-C	A		✓	100~305	✓	C.C.	65		Io	93%	5	Vo>60VDC
	B						67	3 in 1				
	Blank						67					
	D2						67	Smart Timer				
	DA						67	DALI				
	BE (150W only)						67	3 in 1				
HBG 60		✓		90~295	✓(half)	C.C.				90%	5	1. Circular shape 2. Metal case (Plastic case for HBG-60)
HBG 100	A		✓	90~305	✓	C.C.	65		Io	91.5%		
	B						67	3 in 1				
	Blank						67					
	DA						67	DALI				
HBG 160 / 200 / 240	A					C.V.+C.C.	65		Io	93.5%		
	B						67	3 in 1				
	AB (200W only)						65	3 in 1	Io			
	Blank						67					
	DA						67	3 in 1	Io			
HBG 60P		✓		90~295		C.C.				90%		1. Circular shape 2. PCB type
HBG 100P	A		✓	90~305		C.C.			Io	91.5%		
	B							3 in 1				
	DA							DALI				
HBG 160P/ 240P	A					C.V.+C.C.			Io	93.5%		
	B							3 in 1				
	DA							DALI				

Comparison Chart

Family		PFC (Note 2)		AC Input Range (VAC)	Potted	C.C. or C.V. (Note 1)	IP	Dimming (Note 3)	Vo / Io Adj	Max. Eff.	Warranty (years)	Remark
Series Name	Type	Single Stage	Two Stage									
HVG(C)-65 / 100 / 150 / 240 / 320 / 480	A		✓	180~528	✓	HVG : C.V.+C.C. HVGC : C.C.	65		HVG: ✓ HVGC:Io	95%	5	
	B						67	3 in 1				
	D (option, 65~150W)						67	Timer				
	D2 (option, 240~480W only)						67	Smart Timer				
FDL-65		✓		180~295	✓	C.C.	65		Io	90%	3	
FDLC-70 / 100		✓		180~295	✓		65		Io	90%	3	CP mode
LDC-35 / 55 / 80	B	✓		180~264			65	3 ikn 1		90%	5	1. CP mode 2. Flirker free
	Blank											
	DA							DALI Push Dim 2 in 1				
HSG-70			✓	90~305	✓	C.V.+C.C.	65		Io	90%	3	
CLG-150	A		✓	90~295	✓	C.V.+C.C.	65		✓	91%	3	
	B						67	Resistance				
	C								✓			
	Blank						67					
CLG-100			✓	90~295	✓	C.V.+C.C.	67			88.5%	3	
CLG-60		✓		90~295	✓	C.C.	67			89%	3	
CEN-60 / 75 / 100		✓		90~295		C.C.	66		✓	91%	3	
ULP-150			✓	90~295	✓ (half)	C.V.			Vo	93%	3	U-bracket
HLN-40H / 60H / 80H	A		✓	90~305	✓ (60W/80W half)	C.V.+C.C.	64		✓	91%	3	
	B							3 in 1				
LPF-16 □ / 25 □ / 40 □ / 60 □ / 90 □ / LPFH-60 □	D		✓	90~305	✓	Blank Type : C.V.+C.C. D-Type : C.C.	67 (16W option)	3 in 1		90.5%	5	
	Blank											
NPF-40□ / 60□ / 90□ / 120□	D		✓	90~305	✓	Blank Type : C.V.+C.C. D-Type : C.C.	67	3 in 1		91%	5	
	Blank											

Comparison Chart

Family		PFC (Note 2)		AC Input Range (VAC)	Potted	C.C. or C.V. (Note 1)	IP	Dimming (Note 3)	Vo / Io Adj	Max. Eff.	Warranty (years)	Remark
Series Name	Type	Single Stage	Two Stage									
PWM-40 / 60 / 90 / 120			✓	90~305	✓	C.V.	67	3 in 1		90.5%	5	PWM output
IDLV-25 / 45 / 65	**A**	✓		25W/45W: 90~295 65W: 180~295		C.V.	20	2 in 1		90%	3	1. Flicker free 2. Push-in terminal
	Blank											
IDLC-25 / 45 / 65	**A/Black**	✓		25W/45W: 90~295 65W: 180~295		C.C.	20	2 in 1		89%		
	DA (45~65W)							DALI				
ODLV-45/65	**A**	✓		180~295		C.V.	67	2 in 1		90%		PWM output
	Blank							2 in 1 & Auxilary DC				
ODLC-45/65	**A/Blank**	✓		90~295		C.C.	67	2 in 1		86%	3	Flicker free
	DA							DALI		88%		
OWA- 90 / 120			✓	90~264 (OWA-120E: 180~264)	✓	C.C.+C.V.	67*			91%	5	External type
PLN-100			✓	90~295		C.C.+C.V.	64		✓	88.5%	2	
PLN-30 / 45 / 60		✓		90~295		C.C.	64		✓	89%	2	
PLN-20		✓		90~277		C.C.	64		Io	83.5%	2	
PLC-100			✓	90~264		C.V.+C.C.			✓	90%	2	Terminal block I/O
PLC-30 / 45 / 60		✓		90~264		C.C.			✓	89%	2	Terminal block I/O
PCD-16 / 25 / 40 / 60		✓		A: 90~135 B: 180~295	✓ (16W/25W/ 60W half)	C.C.	42	AC Phase-Cut		87%	3	
PLD-16 / 25 / 40 / 60		✓		16W/40W/60W: A: 90~135 B: 180~295	✓ (16W/25W/ 60W half)	C.C.	42			88%	3	
				25W: 90~295								
GSC18 / 25 / 40		✓		90~277	(40W half)	C.C.	40			88%	3	External type
PLM-12 / 25 / 40		✓		110~295		C.C.	30			88%	2	Push terminal
PLM-12E / 25E / 40E				180~295								

Comparison Chart

Family		PFC (Note 2)		AC Input Range (VAC)	Potted	C.C. or C.V. (Note 1)	IP	Dimming (Note 3)	Vo / Io Adj	Max. Eff.	Warranty (years)	Remark
Series Name	Type	Single Stage	Two Stage									
LCM-25 / 40 / 60 (EO)			✓	25W: 180~277 40W/60W: 180~295		C.C.	20	3 in 1		92%	3	Io level selectable in one power unit
LCM-25DA / 40DA / 60DA								DALI & Push DIM				
LCM-40U / 60U (EO)				90~132				3 in 1				
LCM-40UDA / 60UDA								DALI & Push DIM				
IDPV-25 / 45 / 65	A	✓		25W/45W: 90~295 65W: 180~295		C.V.			2 in 1	90%	3	1. PCB type 2. Flicker free 3. Push-in terminal
	Blank											
IDPC-25 / 45 / 65	A	✓		25W/45W: 90~295 65W: 180~295		C.C.			2 in 1	89%		
	Blank											
PLP-20 / 30 / 45 / 60		✓		20W: 90~277 30~60W:90~264		C.C.			Io	89%	2	PCB type
HLP-40H / 60H / 80H			✓	90~305		C.C.		3 in 1	✓	90.5%	3	PCB type

Non-PFC

Family		AC Input Range (VAC)	Potted	C.C. or C.V. (Note 1)	IP	Dimming (Note 3)	Vo / Io Adj	Max. Eff.	Warranty (years)	Remark
Series Name	Type									
APV-8 / 12 / 16 / 25 / 35		90~264	✓ (16W/35W half)	C.V.	42			85%	2	
APC-8 / 12 / 16 / 25 / 35		90~264	✓ (16W/35W half)	C.C.	42			84%	2	
APV-8E / 12E / 16E		180~264	✓ (16W half)	C.V.	42			83%	2	
APC-8E / 12E / 16E		180~264	✓ (16W half)	C.C.	42			83%	2	
LPL-18 / LPH-18 LPV-20 / 35 / 60 / 100 / 150 LPVL-150		LPL: 90~132 LPH: 180~264 LPV-20~100: 90~264 LPV-150: 180~305 LPVL-150: 90~132	✓	C.V.	67			90%	2	
LPLC-18 / LPHC-18 LPC-20 / 35 / 60 / 100 / 150		LPLC: 90~132 LPHC: 180~264 LPC-20~100: 90~264 LPC-150: 180~305	✓	C.C.	67			90%	2	
ELN-30 / 60		90~264		C.V.+C.C.	64	2 in 1	✓	88%	2	
OWA-60		90~264	✓	C.V.+C.C.	67*			91%	5	External type

Note 1 C.V. represents Constant Voltage Mode Output, whereas C.C. represents Constant Current Mode Output. For C.V.+C.C., C.C., and C.V. operations, please refer to Application Q&A section on MEAN WELL LED website. (The C.C. only LED power supplies are suitable for directly driving LED modules, but not suitable for connecting with additional DC-DC LED drivers.)

Note 2
- Non-PFC : PF<0.6 and target at regions where PF compliance is not required.
- Single-Stage PFC : No hold-up time and higher Ripple & Noise. Not recommended to use in regions with unstable utility.
- Two-Stage PFC : Longer hold-up time and lower Ripple & Noise. Suitable for LED lighting and general industrial applications.
- 2 in 1 dimming: 1~10Vdc (or 0~10Vdc), PWM signal.

Note 3 3 in 1 dimming: 1~10Vdc (or 0~10Vdc), PWM signal, or resistance.
2 in 1 dimming: 1~10Vdc (or 0~10Vdc), PWM signal.
For Timer Dimming and Smart Timer Dimming function, please contact MEAN WELL for details.

Note 4 * IP67 design for power body

Certification Chart

Metal Case

● : Certified for whole series ; ▲ : Certified for assigned models

Series \ Standard	Class 2 power unit	UL8750 (type"HL")	UL60950-1	UL879	EN61347-1, EN61347-2-13	PSE J61347-1, J61347-2-13	EN55015	EN61000-3-2 Class □	EN55032 Class □	CE	CB	CCC (Note 1)
CEN-60/75	●	●		●	●	●	●	C		●	●	●
CEN-100	●	●			●	●	●	C		●	●	●
ELG-75/100	●	●HL			●		●	C		●	●	●
ELG-150/200/240		●HL			●		●	C		●	●	●
ELG-75-C		●HL			●		●	C		●	●	●
ELG-100-C		●HL			●		●	C		●	●	●
ELG-150-C		●HL			●		●	C		●	●	●
ELG-200-C		●HL			●		●	C		●	●	●
ELG-240-C		●HL			●		●	C		●	●	●
CLG-60/100	●	●		●	●	●	●	C	B	●	●	●
CLG-150		●	●	●	●	▲	●	C	B	●	●	▲
HLG-40H	●	●HL			●	●	●	C		●	●	●
HLG-60H	●	●HL			●	●	●	C		●	●	●
HLG-80H	●	▲HL			●	●	●	C		●	●	●
HLG-100H	●	●HL			●	●	●	C	B	●	●	●
HLG-120H		●HL			●	●	●	C	B	●	●	●
HLG-150H		●HL			●	●	●	C	B	●	●	●
HLG-185H		●HL			●	●	●	C	B	●	●	●
HLG-240H		●HL	●		●	▲	●	C	B	●	●	●
HLG-320H		●HL			●	▲	●	C	B	●	●	●
HLG-480H		●HL	●		●		●	C	B	●	●	●
HLG-600H		●HL	●		●	●	●	C	B	●	●	●
HLG-60H-C		●			●	●	●	C		●	●	●
HLG-80H-C		●			●	●	●	C		●	●	●
HLG-120H-C		●			●	●	●	C		●	●	●
HLG-185H-C		●			●	●	●	C		●	●	●
HLG-240H-C		●HL			●		●	C		●	●	●
HLG-320H-C		●HL			●		●	C		●	●	●
HLG-480H-C		●HL			●		●	C		●	●	●
HVG-65	●	●					●	C				
HVG-100	●	●HL					●	C				
HVG-150		●HL					●	C				
HVG-240		●HL										
HVG-320		●HL										
HVG-480		●HL										
HVGC-65		●			●		●	C		●	●	
HVGC-100		●			●		●	C		●	●	
HVGC-150		●HL			●		●	C		●	●	
HVGC-240		●HL										
HVGC-320		●HL										
HVGC-480	Under Development											

Note1: CCC models are offered as optional models.

Certification Chart

Metal Case

● : Certified for whole series ; ▲ : Certified for assigned models

Series \ Standard	Class 2 power unit	UL8750 (type"HL")	UL60950-1	UL879	EN61347-1, EN61347-2-13	PSE J61347-1, J61347-2-13	EN55015	EN61000-3-2 Class □	EN55032 Class □	CE	CB	CCC (Note 2)
HBG-100(DA)		●HL			●		●	C		●	●	●
HBG-160(DA)		●HL			●		●	C		●	●	●
HBG-200(DA)		●HL			●		●	C		●	●	●
HBG-240(DA)		●			●		●	C		●	●	●
HSG-70							●	C		●		●
ULP-150							●	C		●		
FDL-65							●	C		●		●
FDLC-70/100	Under Development											
LDC-35/55/80(DA)	Under Development											

Note 2 : CCC models for HBG-100/160/240 are offered as optional models.

HL : Type HL LED Driver for use in Class I, Division 2 hazardous location luminaires.

Plastic Case & PCB Type

● : Certified for whole series ; ▲ : Certified for assigned models

Series \ Standard	Class 2 power unit	UL8750 (type"HL")	UL60950-1	UL879	EN61347-1, EN61347-2-13	PSE J61347-1, J61347-2-13	EN55015	EN61000-3-2 Class □	EN55032 Class □	CE	CB	CCC (Note 3)
APV-8		●					●	A		●		●
APV-12/16	●	●			●		●	A		●	●	●
APV-25/35	●	●						A	B	●		
APC-8		●					●	A		●		●
APC-12/16	●	●					●	A		●		●
APC-25/35	▲	▲						A	B	●		
APV-8E/12E/16E					●		●	A		●	●	
APC-8E/12E/16E					●		●	A		●	●	
ELN-30/60	●							A	B	●		
GSC18/25/40 (B/E)					■ ●		●	C		●	●	▲ B type
HBG-60 (P)	●	●			●		●	C		●	●	●
HBG-100P/160P/240P		●			●		●	C		●	●	●
HLN-40/60/80H	●	●			●	●	●	C		●	●	●
HLP-40H/60H/80H	●	●			●		●	C		●	●	●
LCM-25/40/60(DA)(EO)		●			●		●	C		●	●	●
LCM-40U/60U(DA)(EO)		●										
IDLV-25(A)/45(A)/65(A)	●	●			●		●	C		●	●	●
IDLC-25(A)/45(A)/65(A)		●			●		●	C		●	●	●
IDPV-25(A)/45(A)/65(A)	●	●			●		●	C		●	●	●
IDPC-25(A)/45(A)/65(A)		●			●		●	C		●	●	●
ODLV-45(A)/65(A)		●			●		●	C		●	●	●
ODLC-45(A)/65(A)		●			●		●	C		●	●	●
ODLC-45-DA/65-DA		●			●		●	C		●	●	●

Note 3 : CCC models for AP and HLN series are offered as optional models.

■ : GS Mark.

Certification Chart

Plastic Case & PCB Type

● : Certified for whole series ; ▲ : Certified for assigned models

Series \ Standard	Class 2 power unit	UL8750 (type"HL")	UL60950-1	UL879	EN61347-1, EN61347-2-13	PSE J61347-1, J61347-2-13	EN55015	EN61000-3-2 Class□	EN55032 Class□	CE	CB	CCC (Note 4)
LPL-18	●							A	B	●		
LPH-18	●							A	B	●	●	
LPV-20	●			●				A	B	●		
LPV-35	●							A	B	●	●	
LPV-60	▲			▲				A	B	●	●	
LPV-100		●		●				A	B	●		
LPV-150		●		●				A	B	●		
LPVL-150		●		●				A	B			
LPLC-18								A	A	●		
LPHC-18								A	A	●		
LPC-20	●			●				A	B	●		
LPC-35	●							A	B	●		
LPC-60	●							A	B	●	●	
LPC-100								A	B	●		
LPC-150								A	B	●		
LPF-16(D)/25(D)	●	●			●	●	●	C		●	●	●
LPF-40(D)/60(D)	●	●			●	●	●	C		●	●	●
LPF-90(D)	●	●HL			●	●	●	C		●	●	●
LPFH-60(D)	●	●HL									●	
NPF-40(D)	●	●HL			●		●	C		●	●	●
NPF-60(D)	●	●HL			●		●	C		●	●	●
NPF-90(D)	▲	●			●		●	C	B	●	●	●
NPF-120(D)		●HL			●		●	C		●	●	●
OWA-60E								A	B	●	●	
OWA-60U	●	●										
OWA-90E										●		
OWA-90U	▲	●										
OWA-120E										●	●	
OWA-120U		●										
PCD-16 (A/B)	●	●			▲B type		▲B type	C		▲B type	●	●
PCD-25 (A/B)	●	●			▲B type		▲B type	C		▲B type	●	●
PCD-40					●		●	C		●	●	●
PCD-60					●		●	C		●	●	
PLC-30	●				●	●	●	C		●	●	●
PLC-45/60/100	●				●	●	●	C	B	●	●	●
PLD-16 (A/B)	●	●			▲B type		▲B type	C		▲B type	●	●
PLD-25	●	●			●		●	C		●	●	●
PLD-40					●		●	C		●	●	●
PLD-60					●		●	C		●	●	
PLM-12(E)	▲Blank	▲Blank			●		●	C		●	●	●
PLM-25(E)	▲	▲Blank			●		●	C		●	●	●
PLM-40(E)		▲Blank			●		●	C		●	●	●
PLN-20	●	●			●	●	●	C		●	●	●
PLN-30	●			●	●	●	●	C		●	●	●
PLN-45	●	●		●	●	●	●	C		●	●	●
PLN-60	●	●		●	●	●	●	C	B	●	●	●
PLN-100	●	●		●	●	●	●	C	B	●	●	●
PLP-20/30/45/60	●	●			●		●	C		●	●	●
PWM-40	●	●HL			●		●	C		●	●	●
PWM-60	●	●HL			●		●	C		●	●	●
PWM-90	▲	●			●		●	C		●	●	●
PWM-120		●HL			●		●	C		●	●	●

Note 4 : Except for PLC, PLM-E and PLP series that the standard models are certified for CCC, CCC models are offered as optional models.
HL: Type HL LED Driver for use in Class I, Division 2 hazardous location luminaires.

Female Waterproof Output Connector (Power supply side)

Waterproof Connector	Pin Configuration (Female)								
	M12				M15		M20.5		M20.8
	2-pin (5A/PIN)	Order No. : M12-02	4-pin (5A/PIN)	Order No. : M12-04	2-pin (12A/PIN)	Order No. : M15-02	2-pin (20A/PIN)	Order No. : M20.5-02	Order No. : M20.8-02
		Suitable Current : 5A max.		Suitable Current : 10A max.		Suitable Current : 12A max.		Suitable Current : 20A max.	Suitable Current : 20A max.

- The output cable can be modified to include different waterproof connectors by MEAN WELL. Minimum order quantity may vary for different models.
- We would suggest you to order the configurations of "M15 connector with length of 20cm / 30cm / 45cm / 60cm / 80cm / 100cm cables" due to its cost effectiveness and fast delivery. Ordering other connector type or cable lengths will have higher cost and longer lead-time.
- Suitable for CLG / HLG / HLG-C / HVG(C) / ELG / ELG-C / HBG / CEN / HSG / HLN / LPF / NPF / PWM series.

Male Waterproof Output Connector with Cable (System side)

Figure	Drawing
	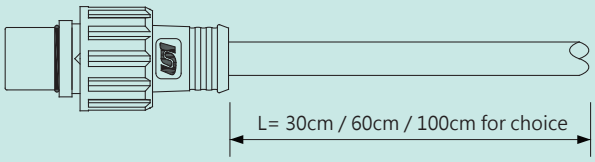

- MEAN WELL offers male waterproof connectors with cable length of 30cm, 60cm, and 100cm as our standard mating accessories. These mating accessories need to be ordered together with PSU. For other length or cable style, the higher MOQ requirement and long lead-time will be expected. Please consult MEAN WELL for details.

Order No.

M12-02M-30-U1-UN

① ② ③ ④ ⑤ ⑥

① Connector Type: Male / Female

M12	M15	M20.5	M20.8
UN & CH	UN & CH	UN only	CH only

② No. of PIN

2P	4P	
2pin	4pin	M15, M20.5 and M20.8 only have 2-pin choice

③

M	F
Male (System Side)	Female (PSU Side)

④ Cable Length: Male with Cable

30	60	100
30cm	60cm	100cm

Cable Length: Female with Cable

20	30	45	60	80	100
20cm	30cm	45cm	60cm	80cm	100cm

⑤ Cable Type

U1	E1
SJTW (USA)	H05RN-F (EURO)

⑥ Brand Name

UN	CH
UNICABLE (Made in Taiwan)	CHOGORI (Made in China)

Waterproof Cable Joiner

Order No. : CJ04-1
CJ04-2

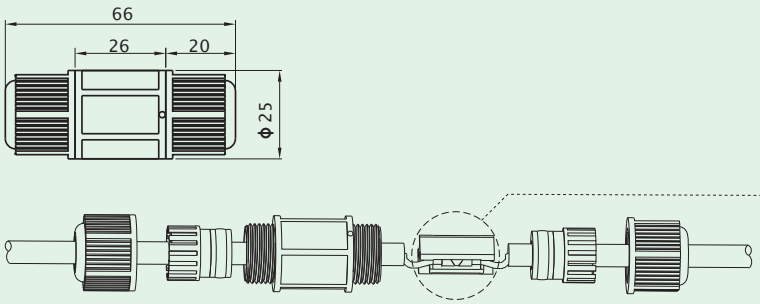

CJ04-1 suitable for 14AWG~16AWG
CJ04-2 suitable for 18AWG~22AWG

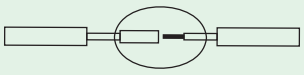

Up to four wires can be connected through this cable joiner by soldering or clamping by tools.

- CJ04 cable joiner can be purchased independently for user's own assembly.

MEAN WELL LED CATALOG

Taiwan

明緯企業股份有限公司(總部)

MEAN WELL ENTERPRISES CO., LTD. (Headquarters)

24891 新北市五股區五權三路28號

No.28, Wuquan 3rd Rd., Wugu Dist.,

New Taipei City 24891, Taiwan (R.O.C.)

統一編號：34491075

Tel：+886-2-2299-6100(rep.)

Fax: +886-2-2299-6200(rep.) +886-2-2298-0818(sales)

E-mail:info@meanwell.com www.meanwell.com

China

明緯(廣州)電子有限公司

MEAN WELL (GUANGZHOU) ELECTRONICS CO., LTD.

明緯廣州產業園區

MEAN WELL GUANGZHOU INDUSTRIAL PARK

廣州市花都區花東鎮金谷南路11號

No.11, Jingu South Road, Huadong Town, Huadu Distric,

Guangzhou, Guangdong, China

Tel：+86-20-3773-7100 / 400-800-3608(sales)

+86-10-5200-1817(Beijing Office)

+86-755-2359-1630(Shengzhen Office)

廣州市天河區東圃鎮黃村粵安工業園A棟2樓

2F, A Building, Yuean Industry Park, Huangcun,

Dongpu Town, Tianhe District, Guangzhou, China

Post Code: 510660

Tel：+86-20-2887-1200(rep.)

Fax: +86-20-8201-0507

E-mail:info@meanwell.com.cn www.meanwell.com.cn

蘇州明緯科技有限公司

SUZHOU MEAN WELL TECHNOLOGY CO., LTD.

江蘇省蘇州市相城區黃埭鎮潘陽工業園東橋健民路77號

No.77, Jian-Ming Rd. Dong-Qiao, Pan-Yang Ind. Park,

Huang-Dai Town, Xiang-Cheng District,

Suzhou, Jiang-Su, China

Post Code: 215152

Tel：+86-512-6508-8600 Fax: +86-512-6508-8700

E-mail:info@meanwell.cc www.meanwell.cc

U.S.A.

MEAN WELL USA, INC.

44030 Fremont Blvd., Fremont,

CA 94538, U.S.A.

Tel：+1-510-683-8886

Fax: +1-510-683-8899

E-mail:info@meanwellusa.com

www.meanwellusa.com

Europe

MEAN WELL EUROPE B.V.

Langs de Werf 8,1185XT Amstelveen,

The Netherlands

Tel：+31-20-758-6000 Fax: +31-20-758-6001

E-mail:info@meanwell.eu www.meanwell.eu

Please Contact Your Local Distributor

PRINTED WITH SOY INK

This catalog is printed with soy ink

2017 May